

**CAT.  
GERAL  
2013**  
*GENERAL CAT.*



G R E S A R T® ■  
C E R Â M I C A



# ÍNDICE

## INDEX

### A

ARDÓSIA	59
AVANT	43/49

### D

DECK	13
------	----

### L

LAGE	63
LÁZIO	117

### O

OLIMPUS	33
---------	----

### R

ROMA	133
ROSAS	103

### U

URBAN	51
-------	----

### B

BRANCOS	116
BRETANHA	119

### F

FOREST	11
FÓRUM	113/115
FUSION	37

### M

MACEDA/MALCATA	129
MADEIRA	131
MATRIX	17/21
METALICA	23
MOLEANO	35

### P

PASSION	77/79
PIACENZA/CAMPIA	123
PASTILHA	121
PICADILY	55
PLAYTILE	105
PLAYTILE BRILHO	81/91
PLAYTILE MATE	93/101

### S

STRATUS	25/29
---------	-------

### V

VILA REAL	125
VOUGA/PEDRA NATURAL	61

### C

CIMENTO	31
COTTOS	135

### G

GLOW	69/73
------	-------

### N

NATURA	15
NIMES	53

### Q

QUARTZ	109/111
--------	---------

### T

TIVOLI	107
TRAFALGAR	57
TREE	127

### W

WOOD	04
------	----



Wood Branco  
GPR 0263  
16x100

P118



Wood Faia  
GPR 0264  
16x100

P118



Wood Branco  
GP 0263  
50x100  
GPR 0263  
50x100

P070

P102



Wood Faia  
GP 0264  
50x100  
GPR 0264  
50x100

P070

P102







Wood Pinho  
GPR 0265  
16x100

P118



Wood Carvalho  
GPR 0268  
16x100

P118



Wood Pinho  
GP 0265  
50x100  
GPR 0265  
50x100

P070

P102



Wood Carvalho  
GP 0268  
50x100  
GPR 0268  
50x100

P070

P102







Wood Mogno  
**GPR 0266**  
 16x100

P118



Wood Wengué  
**GPR 0267**  
 16x100

P118



Wood Mogno  
**GP 0266**  
 50x100  
**GPR 0266**  
 50x100

P070

P102

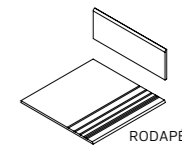


Wood Wengué  
**GP 0267**  
 50x100  
**GPR 0267**  
 50x100

P070


P102

FORMATO SIZE	PEÇAS CAIXA PIECES BOX	PESO CAIXA WEIGHT BOX	M <sup>2</sup> CAIXA SQ. MT. BOX	CAIXAS PALETE BOX PALLET	PESO PALETE WEIGHT PALLET	M <sup>2</sup> PALETE SQ. MT. PALLET
16x100 R	6	23 Kg	0,96	48	+ 1.104 Kg	46,08
50x100 R	2	22 Kg	1,00	40	+ 800 Kg	40,00
50x100	2	22,5 Kg	1,04	38	+ 855 Kg	39,52



RODAPÉ / SKIRTINGS 8x50  
 DEGRAU / STEP 50x50

P518  
 P539







Forest Branco  
GPC 0310  
15x60 P026

Forest Castanho  
GPC 0311  
15x60 P026

Forest Cerejeira  
GPC 0332  
15x60 P026


Forest Pinho  
GPC 0282  
15x60 P026

Forest Carvalho  
GPC 0283  
15x60 P026

Forest Wengue  
GPC 0284  
15x60 P026

FORMATO SIZE	PECAS CAIXA PIECES BOX	PESO CAIXA WEIGHT BOX	M <sup>2</sup> CAIXA SQ. MT. BOX	CAIXAS PALETE BOX PALLET	PESO PALETE WEIGHT PALLET	M <sup>2</sup> PALETE SQ. MT. PALLET
15x60	12	23,5 Kg	1,08	40	~ 940 Kg	43,20





Deck Branco  
GPC 0308  
15x60

P030



Deck Pinho  
GPC 0304  
15x60

P030



Deck Cerejeira  
GPC 0333  
15x60

P030



Deck Carvalho  
GPC 0306  
15x60

P030



Deck Wengue  
GPC 0307  
15x60

P030

FORMATO SIZE	PECAS CAIXA PIECES BOX	PESO CAIXA WEIGHT BOX	M <sup>2</sup> CAIXA SQ. MT. BOX	CAIXAS PALETTE BOX PALLET	PESO PALETTE WEIGHT PALLET	M <sup>2</sup> PALETTE SQ. MT. PALLET
15x60	12	23,5 Kg	1,08	40	~ 940 Kg	43,20





Natura Pinho  
**GPC 0312**  
 15x60

P030

Natura Carvalho  
**GPC 0313**  
 15x60

P030

Natura Wengue  
**GPC 0314**  
 15x60

P030


FORMATO SIZE	PEÇAS CAIXA PIECES BOX	PESO CAIXA WEIGHT BOX	M <sup>2</sup> CAIXA SQ. MT. BOX	CAIXAS PALETTE BOX PALLET	PESO PALETTE WEIGHT PALLET	M <sup>2</sup> PALETTE SQ. MT. PALLET
15x60	12	23,5 Kg	1,08	40	• 940 Kg	43,20







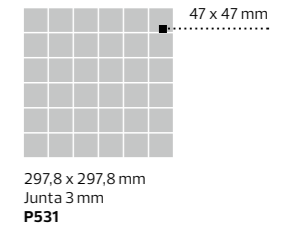
Matrix Bege  
GP 0352  
60x60 P035  
GPR 0352  
60x60 P076  
GPR 0352  
30x60 P076




GA 2152  
30x30 P557



GA 2134  
Mural 33x33 (4x10,8) P531



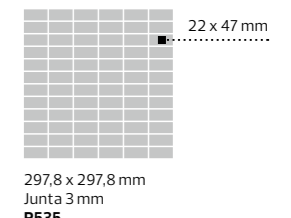
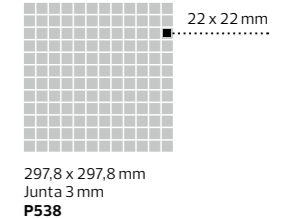
Matrix Pistachio  
GP 0354  
60x60 P035  
GPR 0354  
60x60 P076  
GPR 0354  
30x60 P076




GA 2153  
30x30 P022




GA 2136  
Mural 33x33 (4x10,8) P531



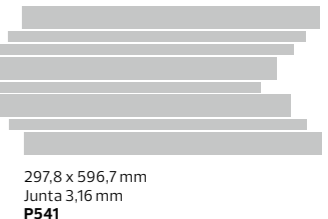
Matrix Estanho  
GP 0355  
60x60 P035  
GPR 0355  
60x60 P076  
GPR 0355  
30x60 P076



GA 2153  
30x30 P022



GA 2137  
Mural 33x33 (4x10,8) P531








Matriz Noz  
**GP 0356**  
60x60  
**GPR 0356**  
60x60  
**GPR 0356**  
30x60

**P035**  
**P076**  
**P076**



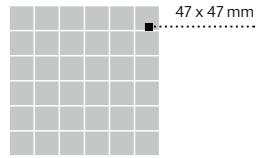
**GA 2152**  
30x30

**P557**

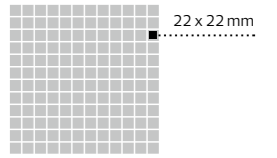


**GA 2138**  
Mural 33x33 (4x10,8)


**P531**



297,8 x 297,8 mm  
Junta 3 mm  
**P531**




297,8 x 297,8 mm  
Junta 3 mm  
**P538**



Matrix Cinza  
**GP 0353**  
60x60  
**GPR 0353**  
60x60  
**GPR 0353**  
30x60

**P035**  
**P076**  
**P076**



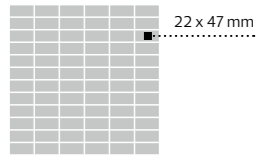
**GA 2153**  
30x30

**P557**




**GA 2135**  
Mural 33x33 (4x10,8)

**P531**



297,8 x 297,8 mm  
Junta 3 mm  
**P535**




297,8 x 596,7 mm  
Junta 3,16 mm  
**P541**

FORMATO SIZE	PEÇAS CAIXA PIECES BOX	PESO CAIXA WEIGHT BOX	M <sup>2</sup> CAIXA SQ. MT. BOX	CAIXAS PALETTE BOX/PALLET	PESO PALETTE WEIGHT PALLET	M <sup>2</sup> PALETTE SQ. MT. PALLET
60x60	3	27 Kg	1,10	32	+ 864 Kg	35,20
60x60 R	3	25 Kg	1,06	32	+ 800 Kg	33,92
30x60 R	6	25 Kg	1,06	32	+ 800 Kg	33,92



Matrix Castanho  
**GP 0357**  
60x60  
**GPR 0357**  
60x60  
**GPR 0357**  
30x60

**P035**  
**P076**  
**P076**



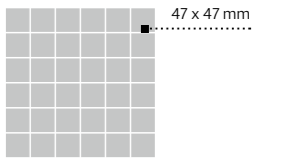
**GA 2153**  
30x30

**P557**

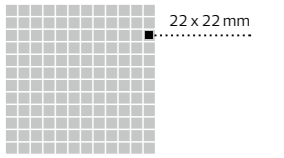


**GA 2139**  
Mural 33x33 (4x10,8)


**P531**



47 x 47 mm  
297,8 x 297,8 mm  
Junta 3 mm  
**P531**




22 x 22 mm  
297,8 x 297,8 mm  
Junta 3 mm  
**P538**




Matrix Antracite  
**GP 0358**  
60x60  
**GPR 0358**  
60x60  
**GPR 0358** vv 30x60

**P035**  
**P076**  
**P076**



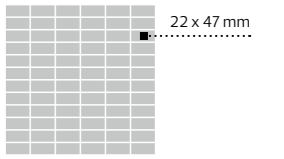
**GA 2153**  
30x30

**P557**




**GA 2140**  
Mural 33x33 (4x10,8)

**P531**



22 x 47 mm  
297,8 x 297,8 mm  
Junta 3 mm  
**P535**



297,8 x 596,7 mm  
Junta 3,16 mm  
**P541**

FORMATO SIZE	PEÇAS CAIXA PIECES BOX	PESO CAIXA WEIGHT BOX	M <sup>2</sup> CAIXA SQ. MT. BOX	CAIXAS PALETE BOX PALLET	PESO PALETE WEIGHT PALLET	M <sup>2</sup> PALETE SQ. MT. PALLET
60x60	3	27 Kg	1,10	32	+ 864 Kg	35,20
60x60 R	3	25 Kg	1,06	32	+ 800 Kg	33,92
30x60 R	6	25 Kg	1,06	32	+ 800 Kg	33,92





Metalica Branco  
**GP 0338**  
60x60  
**GPR 0338**  
60x60  
**GPR 0338**  
30x60

P037

P082

P082



Metalica Cinza  
**GP 0339**  
60x60  
**GPR 0339**  
60x60  
**GPR 0339**  
30x60

P037

P082

P082



Metalica Castanho  
**GP 0340**  
60x60  
**GPR 0340**  
60x60  
**GPR 0340**  
30x60

P037

P082

P082



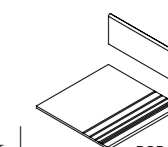
Metalica Antracite  
**GP 0341**  
60x60  
**GPR 0341**  
60x60  
**GPR 0341**  
30x60

P037

P082

P082

FORMATO SIZE	PEÇAS CAIXA PIECES BOX	PESO CAIXA WEIGHT BOX	M² CAIXA SQ. MT. BOX	CAIXAS PALETE BOX PALLET	PESO PALETE WEIGHT PALLET	M² PALETE SQ. MT. PALLET
60x60	3	27 Kg	1,10	32	+ 864 Kg	35,20
60x60 R	3	25 Kg	1,06	32	+ 800 Kg	33,92
30x60 R	6	25 Kg	1,06	32	+ 800 Kg	33,92



RODAPÉ / SKIRTINGS 9x60 P516  
RODAPÉ RET. / SKIRTINGS RECT. 9x60 P516  
DEGRAU / STEP 60x60  
NATURAL / NATURAL P534  
NATURAL RET. / NATURAL RECT. P540





Stratus Bege  
GP 0130 60x60  
GPR 0130 60x60  
GPP 0130 60x60

P035  
P076  
P101

Stratus Bege  
GPR 0130 30x60  
GPP 0130 30x60

P076  
P101

GA 1353 30x60 P537

GA 1344 3x60 P529

GA 1347 3x60 P527



Stratus Noz  
GP 0131 60x60  
GPR 0131 60x60  
GPP 0131 60x60

P035  
P076  
P101

Stratus Noz  
GPR 0131 30x60  
GPP 0131 30x60

P035  
P076  
P101

GA 1352 30x60 P537

GA 1343 3x60 P529

GA 1346 3x60 P527



Stratus Bege  
GPR 0130 30x30  
GPP 0130 30x30

P076  
P101

GA 1359 30x30 P557

GA 1361 30x30 P557



Stratus Noz  
GPR 0131 30x30  
GPP 0131 30x30

P076  
P101

GA 1358 30x30 P557

GA 1361 30x30 P557







Stratus Castanho  
**GP 0132**  
60x60  
**GPR 0132**  
60x60  
**GPP 0132**  
60x60

**P037**  
**P082**  
**P108**

Stratus Castanho  
**GPR 0132**  
30x60  
**GPP 0132**  
30x60

**P082**  
**P108**

**GA 1350**  
30x60  
**P537**

**GA 1341**  
3x60  
**P529**



Stratus Cobalto  
**GP 0134**  
60x60  
**GPR 0134**  
60x60  
**GPP 0134**  
60x60

**P037**  
**P082**  
**P108**

Stratus Cobalto  
**GPR 0134**  
30x60  
**GPP 0134**  
30x60

**P082**  
**P108**

**GA 1351**  
30x60  
**P537**

**GA 1342**  
3x60  
**P529**



Stratus Castanho  
**GPR 0132**  
30x30  
**GPP 0132**  
30x30

**P082**  
**P108**

**GA 1356**  
30x30  
**P557**

**GA 1362**  
30x30  
**P557**



Stratus Cobalto  
**GPR 0134**  
30x30  
**GPP 0134**  
30x30

**P082**  
**P108**

**GA 1357**  
30x30  
**P557**

**GA 1362**  
30x30  
**P557**







Stratus Cinza  
GP 0129  
60x60  
GPR 0129  
60x60  
GPP 0129  
60x60

P037

P076

P101



Stratus Cinza  
GPR 0129  
30x60  
GPP 0129  
30x60

P076

P101



GA 1354  
30x60

P537



GA 1345  
3x60

P529



GA 1348  
3x60

P527



Stratus Wengué  
GP 0133  
60x60  
GPR 0133  
60x60  
GPP 0133  
60x60

P037

P082

P108



Stratus Wengué  
GPR 0133  
30x60  
GPP 0133  
30x60

P082

P108



GA 1349  
30x60

P537



GA 1340  
3x60

P529



Stratus Cinza  
GPR 0129  
30x30  
GPP 0129  
30x30

P076

P101




GA 1360  
30x30

P557



GA 1362  
30x30


P557



Stratus Wengué  
GPR 0133  
30x30  
GPP 0133  
30x30


P082

P108



GA 1355  
30x30

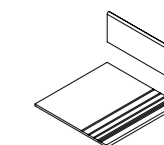
P557



GA 1361  
30x30

P557

FORMATO SIZE	PECAS CAIXA PIECES BOX	PESO CAIXA WEIGHT BOX	M <sup>2</sup> CAIXA SQ. MT. BOX	CAIXAS PALETE BOX PALLET	PESO PALETE WEIGHT PALLET	M <sup>2</sup> PALETE SQ. MT. PALLET
60x60	3	27 Kg	1,10	32	+ 864 Kg	35,20
60x60 R	3	25 Kg	1,06	32	+ 800 Kg	33,92
30x60 R	6	25 Kg	1,06	32	+ 800 Kg	33,92
30x30 R	12	25 Kg	1,06	32	+ 800 Kg	33,92




Disponíveis em todas as cores  
Available in All Colours

Disponível em semi-polido  
Also available in semi-polished

RODAPE / SKIRTINGS 9x60 P516  
DEGRAU / STEP 60x60 P540  
NATURAL RET. / NATURAL RECT. P541  
SEMI-POLIDO / SEMI-POLISHED P541  
NATURAL / NATURAL P534







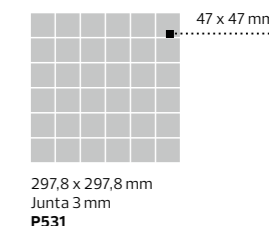
Cimento Preto  
**GP 0102**  
60x60 **P035**  
**GPR 0102**  
60x60 **P082**



Cimento Preto  
**GPR 0102**  
30x60 **P082**



Cimento Preto  
**GPR 0102**  
30x30 **P082**



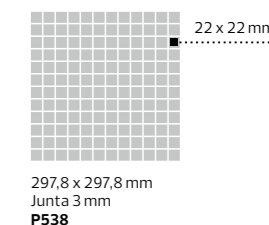
Cimento Cinza  
**GP 0101**  
60x60 **P035**  
**GPR 0101**  
60x60 **P082**



Cimento Cinza  
**GPR 0101**  
30x60 **P082**



Cimento Cinza  
**GPR 0101**  
30x30 **P082**




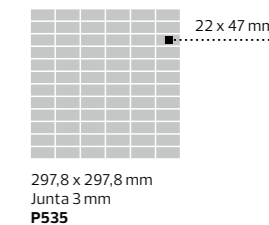
Cimento Bege  
**GP 0100**  
60x60 **P035**  
**GPR 0100**  
60x60 **P082**



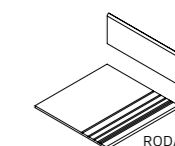
Cimento Bege  
**GPR 0100**  
30x60 **P082**



Cimento Bege  
**GPR 0100**  
30x30 **P082**



FORMATO SIZE	PEÇAS CAIXA PIECES BOX	PESO CAIXA WEIGHT BOX	M² CAIXA SQ. MT. BOX	CAIXAS PALETTE BOX PALLET	PESO PALETTE WEIGHT PALLET	M² PALETTE SQ. MT. PALLET
60x60	3	27 Kg	1,10	32	+ 864 Kg	35,20
60x60 R	3	25 Kg	1,06	32	+ 800 Kg	33,92
30x60 R	6	25 Kg	1,06	32	+ 800 Kg	33,92
30x30 R	12	25 Kg	1,06	32	+ 800 Kg	33,92



RODAPÉ / SKIRTINGS 9x60 **P516**  
DEGRAU / STEP 60x60 **P534**  
DEGRAU RET. / STEP RECT. **P540**






Olimpus Castanho  
**GP 0099**  
60x60  
**GPR 0099**  
60x60

**P035**  
**P076**



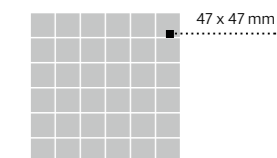
Olimpus Castanho  
**GPR 0099**  
30x60

**P076**



Olimpus Castanho  
**GPR 0099**  
30x30

**P076**



297,8 x 297,8 mm  
Junta 3 mm  
**P531**



Olimpus Cinza  
**GP 0097**  
60x60  
**GPR 0097**  
60x60

**P035**  
**P076**



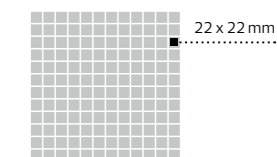
Olimpus Cinza  
**GPR 0097**  
30x60

**P076**



Olimpus Cinza  
**GPR 0097**  
30x30

**P076**



297,8 x 297,8 mm  
Junta 3 mm  
**P538**



Olimpus Bege  
**GP 0096**  
60x60  
**GPR 0096**  
60x60

**P035**  
**P076**



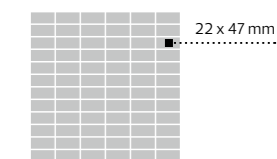
Olimpus Bege  
**GPR 0096**  
30x60

**P076**




Olimpus Bege  
**GPR 0096**  
30x30

**P076**

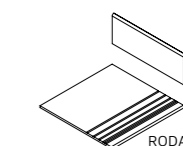


297,8 x 297,8 mm  
Junta 3 mm  
**P535**



297,8 x 596,7 mm  
Junta 3,16 mm  
**P541**

FORMATO SIZE	PEÇAS CAIXA PIECES BOX	PESO CAIXA WEIGHT BOX	M <sup>2</sup> CAIXA SQ. MT. BOX	CAIXAS PALETTE BOX PALLET	PESO PALETTE WEIGHT PALLET	M <sup>2</sup> PALETTE SQ. MT. PALLET
60x60	3	27 Kg	1,10	32	+ 864 Kg	35,20
60x60 R	3	25 Kg	1,06	32	+ 800 Kg	33,92
30x60 R	6	25 Kg	1,06	32	+ 800 Kg	33,92
30x30 R	12	25 Kg	1,06	32	+ 800 Kg	33,92



RODAPÉ / SKIRTINGS 9x60 P516  
DEGRAU / STEP 60x60 P534  
DEGRAURET. / STEP RECT. P540





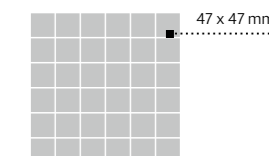
Moleano Bege  
**GP 0103**  
60x60 **P035**  
**GPR 0103**  
60x60 **P076**  
**GPP 0103**  
60x60 **P101**



Moleano Bege  
**GPR 0103**  
30x60 **P076**  
**GPP 0103**  
30x60 **P101**




Moleano Bege  
**GPR 0103**  
30x30 **P076**  
**GPP 0103**  
30x30 **P101**



297,8 x 297,8 mm  
Junta 3 mm  
**P531**



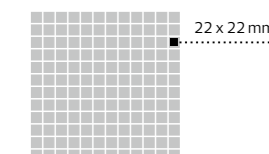
Moleano Cinza  
**GP 0104**  
60x60 **P035**  
**GPR 0104**  
60x60 **P076**  
**GPP 0104**  
60x60 **P101**



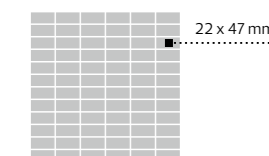
Moleano Cinza  
**GPR 0104**  
30x60 **P076**  
**GPP 0104**  
30x60 **P101**



Moleano Cinza  
**GPR 0104**  
30x30 **P076**  
**GPP 0104**  
30x30 **P101**



297,8 x 297,8 mm  
Junta 3 mm  
**P538**



297,8 x 297,8 mm  
Junta 3 mm  
**P535**




Moleano Preto  
**GP 0128**  
60x60 **P035**  
**GPR 0128**  
60x60 **P076**  
**GPP 0128**  
60x60 **P101**



Moleano Preto  
**GPR 0128**  
30x60 **P076**  
**GPP 0128**  
30x60 **P101**

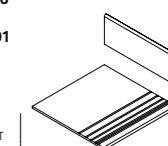


Moleano Preto  
**GPR 0128**  
30x30 **P076**  
**GPP 0128**  
30x30 **P101**



297,8 x 596,7 mm  
Junta 3,16 mm  
**P541**

FORMATO SIZE	PEÇAS CAIXA PIECES BOX	PESO CAIXA WEIGHT BOX	M² CAIXA SQ. MT. BOX	CAIXAS PALETTE BOX PALLET	PESO PALETTE WEIGHT PALLET	M² PALETTE SQ. MT. PALLET
60x60	3	27 Kg	1,10	32	+ 864 Kg	35,20
60x60 R	3	25 Kg	1,06	32	+ 800 Kg	33,92
30x60 R	6	25 Kg	1,06	32	+ 800 Kg	33,92
30x30 R	12	25 Kg	1,06	32	+ 800 Kg	33,92



Disponível em semi-polido  
Also available in semi-polished

RODAPÉ / SKIRTINGS 9x60 P516  
DEGRAU / STEP 60x60 P534  
NATURAL / NATURAL P540  
NATURAL RET. / NATURAL RECT. P541  
SEMI-POLIDO / SEMI-POLISHED P541





Fusion Bege  
GP 0252  
60x60




Fusion Noz  
GP 0254  
60x60



Fusion Castanho  
GP 0255  
60x60



Fusion Wengué  
GP 0257  
60x60



Fusion Preto  
GP 0256  
60x60



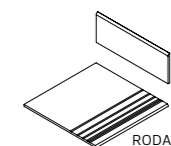
Fusion Antracite  
GP 0258  
60x60



Fusion Cinza  
GP 0253  
60x60

P032


FORMATO SIZE	PECAS CAIXA PIECES BOX	PESO CAIXA WEIGHT BOX	M² CAIXA SQ. MT. BOX	CAIXAS PALETE BOX PALLET	PESO PALETE WEIGHT PALLET	M² PALETE SQ. MT. PALLET
60x60	3	27 Kg	1,10	32	864 Kg	35,20



RODAPÉ / SKIRTINGS 9x60  
DEGRAU / STEP 60x60

P516  
P534













Avant Preto  
**GP 0326**  
50x100  
**GPR 0326**  
50x100


P070

P102



Avant Preto  
**GPR 0326**  
25x100

P118




**Mosaico Avant Preto**  
33x33 (5,3x5,3)

P532



**GA 2063**  
9,5x49,5

P525



**GA 2129**  
20x48,2

P534



Avant Preto  
**GP 0326**  
50x50  
**GPR 0326**  
50x50

P024

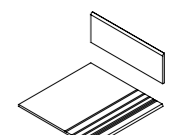
P102



Avant Decorado Preto  
**GP 0351**  
50x50

P034

FORMATO SIZE	PEÇAS CAIXA PIECES BOX	PESO CAIXA WEIGHT BOX	M² CAIXA SQ. MT. BOX	CAIXAS PALETTE BOX PALLET	PESO PALETTE WEIGHT PALLET	M² PALETTE SQ. MT. PALLET
50x50	4	22 Kg	1,00	36	+ 792 Kg	36,00
50x50 R	4	22 Kg	1,00	36	+ 792 Kg	36,00
50x100	2	22,5 Kg	1,04	38	+ 855 Kg	39,52
50x100 R	2	22,2 Kg	1,00	40	+ 880 Kg	40,00
25x100 R	4	23 Kg	1,00	48	+ 1.104 Kg	48,00



RODAPÉ / SKIRTINGS 8x50 P510  
RODAPÉ RET. / SKIRTINGS RECT. 8x50 P518  
DEGRAU / STEP 50x50 P528






Avant Cinza  
**GP 0321**  
50x100  
**GPR 0321**  
50x100  
**P070**  
**P102**




Avant Cinza  
**GPR 0321**  
25x100  
**P118**



Mosaico Avant Cinza  
33x33 (5,3x5,3) **P532**



**GA 2058**  
9,5x49,5 **P525**



**GA 2124**  
20x48,2 **P534**



Avant Castanho  
**GP 0325**  
50x100  
**GPR 0325**  
50x100  
**P070**  
**P102**



Avant Castanho  
**GPR 0325**  
25x100 **P118**



Mosaico Avant Castanho  
33x33 (5,3x5,3) **P532**



**GA 2062**  
9,5x49,5 **P525**



**GA 2128**  
20x48,2 **P534**



Avant Cinza  
**GP 0321**  
50x50  
**GPR 0321**  
50x50  
**P024**  
**P102**



Avant Decorado Cinza  
**GP 0346**  
50x50 **P034**

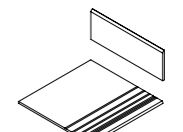


Avant Castanho  
**GP 0325**  
50x50  
**GPR 0325**  
50x50  
**P024**



Avant Decorado Castanho  
**GP 0350**  
50x50 **P034**

FORMATO SIZE	PEÇAS CAIXA PIECES BOX	PESO CAIXA WEIGHT BOX	M² CAIXA SQ. MT. BOX	CAIXAS PALETTE BOX PALLET	PESO PALETTE WEIGHT PALLET	M² PALETTE SQ. MT. PALLET
50x50	4	22 Kg	1,00	36	+ 792 Kg	36,00
50x50 R	4	22 Kg	1,00	36	+ 792 Kg	36,00
50x100	2	22,5 Kg	1,04	38	+ 855 Kg	39,52
50x100 R	2	22,2 Kg	1,00	40	+ 880 Kg	40,00
25x100 R	4	23 Kg	1,00	48	+ 1.104 Kg	48,00




RODAPÉ / SKIRTINGS 8x50 **P510**  
RODAPÉ RET. / SKIRTINGS RECT. 8x50 **P518**  
DEGRAU / STEP 50x50 **P528**





Avant Bronze  
**GP 0324**  
50x100  
**GP 0324**  
50x100

**P070**  
**P102**



Avant Bronze  
**GPR 0324**  
25x100

**P118**



Mosaico Avant Bronze  
33x33 (5,3x5,3) **P532**



**GA 2061**  
9,5x49,5 **P525**



**GA 2127**  
20x48,2 **P534**



Avant Noz  
**GP 0323**  
50x100  
**GP 0323**  
50x100

**P070**  
**P102**



Avant Noz  
**GPR 0323**  
25x100

**P118**



Mosaico Avant Noz  
33x33 (5,3x5,3) **P532**



**GA 2060**  
9,5x49,5 **P525**



**GA 2126**  
20x48,2 **P534**



Avant Bronze  
**GP 0324**  
50x50  
**GPR 0324**  
50x50

**P024**  
**P102**



Avant Decorado Bronze  
**GP 0349**  
50x50

**P034**



Avant Noz  
**GP 0323**  
50x50  
**GPR 0323**  
50x50

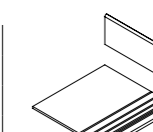
**P024**



Avant Decorado Noz  
**GP 0348**  
50x50

**P034**

<b>P102</b>						
FORMATO SIZE	PEÇAS CAIXA PIECES BOX	PESO CAIXA WEIGHT BOX	M² CAIXA SQ. MT. BOX	CAIXAS PALETTE BOX PALLET	PESO PALETTE WEIGHT PALLET	M² PALETTE SQ. MT. PALLET
50x50	4	22 Kg	1,00	36	+ 792 Kg	36,00
50x50 R	4	22 Kg	1,00	36	+ 792 Kg	36,00
50x100	2	22,5 Kg	1,04	38	+ 855 Kg	39,52
50x100 R	2	22,2 Kg	1,00	40	+ 880 Kg	40,00
25x100 R	4	23 Kg	1,00	48	+ 1.104 Kg	48,00




RODAPÉ / SKIRTINGS 8x50 **P510**  
RODAPÉ RET. / SKIRTINGS RECT. 8x50 **P518**  
DEGRAU / STEP 50x50 **P528**





Avant Bege  
**GP 0322**  
50x50  
**GPR 0322**  
50x50

**P070**  
**P102**



Avant Bege  
**GPR 0322**  
25x100

**P118**



Mosaico Avant Bege  
33x33 (5,3x5,3)

**P532**



**GA 2059**  
9,5x49,5

**P525**



**GA 2125**  
20x48,2

**P534**




Avant Bege  
**GP 0322**  
50x50  
**GPR 0322**  
50x50

**P024**  
**P102**



Avant Decorado Bege  
**GP 0347**  
50x50

**P034**



Mosaico Hexágono Avant Preto/Cinza  
**GA 2144**  
28x28 (8x8)

**P547**



Mosaico Hexágono Avant Cinza/Preto  
**GA 2145**  
28x28 (8x8)

**P547**



Mosaico Hexágono Avant Cinza/Castanho  
**GA 2146**  
28x28 (8x8)

**P547**



Mosaico Hexágono Avant Castanho/Cinza  
**GA 2147**  
28x28 (8x8)

**P547**



Mosaico Hexágono Avant Bronze/Noz  
**GA 2148**  
28x28 (8x8)

**P547**



Mosaico Hexágono Avant Noz/Bronze  
**GA 2149**  
28x28 (8x8)

**P547**



Mosaico Hexágono Avant Noz/Bege  
**GA 2150**  
28x28 (8x8)

**P547**



Mosaico Hexágono Avant Bege/Noz  
**GA 2151**  
28x28 (8x8)

**P547**



Mural s/fim Avant Bronze/Noz/ Bege  
**GA 2122**  
25x50

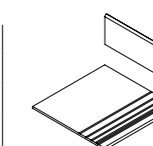
**P540**





Mural s/fim Avant Preto/Castanho/Cinza  
**GA 2123**  
25x50

**P540**

FORMATO SIZE	PEÇAS CAIXA PIECES BOX	PESO CAIXA WEIGHT BOX	M² CAIXA SQ. MT. BOX	CAIXAS PALETTE BOX PALLET	PESO PALETTE WEIGHT PALLET	M² PALETTE SQ. MT. PALLET
50x50	4	22 Kg	1,00	36	+ 792 Kg	36,00
50x50 R	4	22 Kg	1,00	36	+ 792 Kg	36,00
50x100	2	22,5 Kg	1,04	38	+ 855 Kg	39,52
50x100 R	2	22,2 Kg	1,00	40	+ 880 Kg	40,00
25x100 R	4	23 Kg	1,00	48	+ 1.104 Kg	48,00



RODAPÉ / SKIRTINGS 8x50 **P510**  
RODAPÉ RET./ SKIRTINGS RECT. 8x50 **P518**  
DEGRAU / STEP 50x50 **P528**



Urban Castanho  
**GP 0225**  
50x50

P022



Urban Bege  
**GP 0224**  
50x50

P022




Urban Preto  
**GP 0226**  
50x50

P022



Urban Pérola  
**GP 0223**  
50x50

P022



**GA 1736**  
8x40

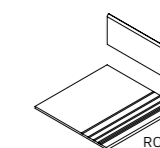
P530



**GA 1737**  
8x8

P511

FORMATO SIZE	PECAS CAIXA PIECES BOX	PESO CAIXA WEIGHT BOX	M <sup>2</sup> CAIXA SQ. MT. BOX	CAIXAS PALETE BOX PALLET	PESO PALETE WEIGHT PALLET	M <sup>2</sup> PALETE SQ. MT. PALLET
50x50	4	22 Kg	1,00	36	+ 792 Kg	36,00



RODAPÉ / SKIRTINGS 8x50  
DEGRAU / STEP 50x50

P510  
P528





Nimes Cinza  
**GP 0235**  
50x50

P022



Nimes Preto  
**GP 0239**  
50x50

P022



Nimes Bege  
**GP 0236**  
50x50

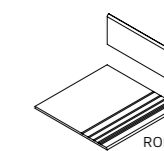
P022



Nimes Castanho  
**GP 0237**  
50x50

P022

FORMATO SIZE	PECAS CAIXA PIECES BOX	PESO CAIXA WEIGHT BOX	M <sup>2</sup> CAIXA SQ. MT. BOX	CAIXAS PALETE BOX PALLET	PESO PALETE WEIGHT PALLET	M <sup>2</sup> PALETE SQ. MT. PALLET
50x50	4	22 Kg	1,00	36	4.792 Kg	36,00



RODAPÉ / SKIRTINGS 9x60  
DEGRAU / STEP 60x60


P510  
P528






Picadily Preto  
**GP 0201**  
50x50

P024




Picadily Cinza  
**GP 0197**  
50x50

P024



Picadily Castanho  
**GP 0199**  
50x50

P024



Picadily Verde  
**GP 0200**  
50x50

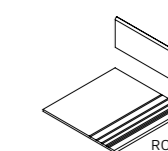
P024



Picadily Bege  
**GP 0198**  
50x50

P024


FORMATO SIZE	PECAS CAIXA PIECES BOX	PESO CAIXA WEIGHT BOX	M² CAIXA SQ. MT. BOX	CAIXAS PALETE BOX PALLET	PESO PALETE WEIGHT PALLET	M² PALETE SQ. MT. PALLET
50x50	4	22 Kg	1,00	36	4.792 Kg	36,00




RODAPÉ / SKIRTINGS 8x50  
DEGRAU / STEP 50x50

P510  
P528





Trafalgar Castanho  
**GP 0249**  
 30x60 P022



Trafalgar Bege  
**GP 0248**  
 30x60 P022



Trafalgar Verde  
**GP 0250**  
 30x60 P022

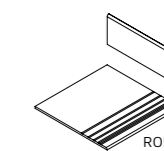


Trafalgar Preto  
**GP 0251**  
 30x60 P022



Trafalgar Cinza  
**GP 0247**  
 30x60 P022

FORMATO SIZE	PECAS CAIXA PIECES BOX	PESO CAIXA WEIGHT BOX	M <sup>2</sup> CAIXA SQ. MT. BOX	CAIXAS PALETE BOX PALLET	PESO PALETE WEIGHT PALLET	M <sup>2</sup> PALETE SQ. MT. PALLET
30x60	6	25 Kg	1,08	32	+ 800 Kg	34,56



RODAPÉ / SKIRTINGS 9x60  
 DEGRAU / STEP 30x60

P511  
 P526





Ardósia Preto  
**GP 0233**  
 30x60 **P022**




Ardósia Pérola  
**GP 0231**  
 30x60 **P022**



Ardósia Cinza  
**GP 0232**  
 30x60 **P022**




Ardósia Preto  
**GP 0233**  
 33x33 **P007**




Ardósia Pérola  
**GP 0231**  
 33x33 **P007**




Ardósia Cinza  
**GP 0232**  
 33x33 **P007**



**GA 2143**  
 Mural 33x33 (4x10,8) **P531**

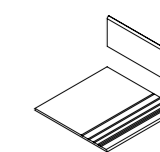


**GA 2141**  
 Mural 33x33 (4x10,8) **P531**



**GA 2142**  
 Mural 33x33 (4x10,8) **P531**

FORMATO SIZE	PEÇAS CAIXA PIECES BOX	PESO CAIXA WEIGHT BOX	M <sup>2</sup> CAIXA SQ. MT. BOX	CAIXAS PALETE BOX PALLET	PESOPALETE WEIGHT PALLET	M <sup>2</sup> PALETE SQ. MT. PALLET
30x60	6	25 Kg	1,08	32	+ 800 Kg	34,56
33x33	10	17 Kg	1,15	68	+ 1.156 Kg	78,20



RODAPÉ / SKIRTINGS 9x60 P511  
 DEGRAU / STEP 30x60 P526  
 RODAPÉ / SKIRTINGS 8x33 P503  
 DEGRAU / STEP 33x33 P515




# 33X50 VOUGA/VILA REAL/PEDRA NATURAL PORCELÁNICO



Vouga Granito  
GP 0260  
33x50

P011



Vouga Basalto  
GP 0261  
33x50

P011



Vouga Areia  
GP 0259  
33x50

P011



Vila Real Bege  
GP 0262  
33x50

P011



Vila Real Cinza  
GP 0331  
33x50

P011



Pedra Natural Bege  
GP 8002  
33x50

P011



Pedra Natural Branco  
GP 8006  
33x50

P011

FORMATO SIZE	PECAS CAIXA PIECES BOX	PESO CAIXA WEIGHT BOX	M <sup>2</sup> CAIXA SQ. MT. BOX	CAIXAS PALETE BOX PALLET	PESO PALETE WEIGHT PALLET	M <sup>2</sup> PALETE SQ. MT. PALLET
33x50	9	21,5 Kg	1,50	44	± 950 Kg	66,00





Lage Castanho  
GP 0019  
Irregular

P013



Lage Bege  
GP 0018  
Irregular

P013



Lage Creme  
GP 0045  
Irregular

P013



Lage Preto  
GP 0074  
Irregular

P013



Lage Cinza  
GP 0017  
Irregular

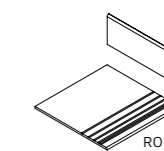
P013



Lage Vermelho  
GP 0020  
Irregular

P013

FORMATO SIZE	PECAS CAIXA PIECES BOX	PESO CAIXA WEIGHT BOX	M² CAIXA SQ. MT. BOX	CAIXAS PALETE BOX PALLET	PESO PALETE WEIGHT PALLET	M² PALETE SQ. MT. PALLET
Irregular	11	18,5 Kg	1,00	48	4888 Kg	48,00



RODAPÉ / SKIRTINGS 8x33  
DEGRAU / STEP 33x33

P503  
P515













Glow Branco  
**GMR 0291**  
30x90

**P113**

**GA 2112**  
30x90

**P599**

**GA 2117**  
7,5x90

**P534**

**GA 1900**  
30x90

**P625**

**GA 1907**  
7x90

**P544**



Glow Bege  
**GMR 0292**  
30x90

**P113**

**GA 2113**  
30x90

**P599**

**GA 2118**  
7,5x90


**P534**

**GA 1901**  
30x90

**P625**

**GA 1908**  
7x90

**P544**



Glow Branco\*  
**GMR 0291**  
30x30


**P113**

Mosaico\*  
**Glow Branco**  
30x30 (3x3)

**P540**

Mosaico\*  
**Glow Branco/Antracite**  
30x30 (1,5x1,5)

**P555**



Glow Bege\*  
**GMR 0292**  
30x30

**P113**

Mosaico\*  
**Glow Bege**  
30x30 (3x3)

**P540**

Mosaico\*  
**Glow Bege/Vermelho**  
30x30 (1,5x1,5)

**P555**

FORMATO SIZE	PEÇAS CAIXA PIECES BOX	PESO CAIXA WEIGHT BOX	M <sup>2</sup> CAIXA SQ. MT. BOX	CAIXAS PALETE BOX PALLET	PESO PALETE WEIGHT PALLET	M <sup>2</sup> PALETE SQ. MT. PALLET
30x90	4	20,5 Kg	1,06	20	+ 410 Kg	21,20
30x30	11	20 Kg	0,96	34	+ 680 Kg	32,64

\*produtos aplicáveis apenas em casas de banho  
suitable for bathrooms only.





Glow Antracite  
**GMR 0294**  
30x90

**P113**

**GA 2114**  
30x90

**P599**

**GA 2119**  
7,5x90


**P534**

**GA 1903**  
30x90

**P625**

**GA 1910**  
7x90

**P544**



Glow Preto  
**GMR 0295**  
30x90

**P113**

**GA 2115**  
30x90

**P599**

**GA 2120**  
7,5x90


**P534**

**GA 1904**  
30x90

**P625**

**GA 1911**  
7x90

**P544**



Glow Antracite\*  
**GMR 0294**  
30x30

**P113**

Mosaico\*  
**Glow Antracite**  
30x30 (3x3)

**P540**

Mosaico\*  
**Glow Branco/Antracite**  
30x30 (1,5x1,5)

**P555**



Glow Preto\*  
**GMR 0295**  
30x30

**P113**

Mosaico\*  
**Glow Preto**  
30x30 (3x3)

**P540**

Mosaico\*  
**Glow Branco/Preto**  
30x30 (1,5x1,5)

**P555**

FORMATO SIZE	PEÇAS CAIXA PIECES BOX	PESO CAIXA WEIGHT BOX	M <sup>2</sup> CAIXA SQ. MT. BOX	CAIXAS PALETE BOX PALLET	PESO PALETE WEIGHT PALLET	M <sup>2</sup> PALETE SQ. MT. PALLET
30x90	4	20,5 Kg	1,06	20	+ 410 Kg	21,20
30x30	11	20 Kg	0,96	34	+ 680 Kg	32,64

\*produtos aplicáveis apenas em casas de banho  
suitable for bathrooms only.





Glow Vermelho  
**GMR 0297**  
30x90

P144



**GA 2116**  
30x90

P599



**GA 2121**  
7x90

P534




**GA 1906**  
30x90

P625



**GA 1913**  
7x90

P544



Branco Brilhante  
**GMR 0001**  
30x90  
Branco Mate  
**GMR 0002**  
30x90

P113



**GA 2130**  
30x90

P568



**GA 2132**  
9x90

P534



**GA 2131**  
30x90

P568




**GA 2133**  
9x90

P534



Glow Vermelho \*  
**GMR 0297**  
30x30

P144



Mosaico \*  
**Glow Vermelho**  
30x30 (3x3)

P540




Mosaico \*  
**Glow Bege/Vermelho**  
30x30 (1,5x1,5)

P555



Branco Brilhante \*  
**GMR 0001**  
30x30  
Branco Mate \*  
**GMR 0002**  
30x30

P113



Mosaico \*  
**Branco Brilhante**  
30x30 (3x3)  
Mosaico \*  
**Branco Mate**  
30x30 (3x3)

P540

P113

P540

FORMATO SIZE	PEÇAS CAIXA PIECES BOX	PESO CAIXA WEIGHT BOX	M <sup>2</sup> CAIXA SQ. MT. BOX	CAIXAS PALETE BOX PALLET	PESO PALETE WEIGHT PALLET	M <sup>2</sup> PALETE SQ. MT. PALLET
30x90	4	20,5 Kg	1,06	40	+ 820 Kg	42,40
30x30	11	20 Kg	0,96	48	+ 960 Kg	46,08









Passion Azul  
**GM 0319**  
20x50 **P022**




**GA 2030**  
5x50 **P504**



**GA 2032**  
20x50 **P549**



Passion Grafite  
**GM 0318**  
20x50 **P022**



**GA 2029**  
5x50 **P504**



Passion Cinza  
**GM 0315**  
20x50 **P012**



**GA 2026**  
5x50 **P504**



Passion Bordeaux  
**GM 0320**  
20x50 **P050**



**GA 2031**  
5x50 **P504**



**GA 2033**  
20x50 **P549**



Passion Choco  
**GM 0317**  
20x50 **P022**



**GA 2028**  
5x50 **P504**



Passion Bege  
**GM 0316**  
20x50 **P012**



**GA 2027**  
5x50 **P504**



**1. GA 2014** **P531** **2. GA 2015** **P531**  
20x50 20x50



**GA 2022**  
5x50 **P514**



**1. GA 2016** **P531** **2. GA 2017** **P531**  
20x50 20x50



**GA 2023**  
5x50 **P514**



**1. GA 2018** **P531** **2. GA 2019** **P531**  
20x50 20x50



**GA 2024**  
5x50 **P514**




**1. GA 2020** **P531** **2. GA 2021** **P531**  
20x50 20x50



**GA 2025**  
5x50 **P514**

FORMATO SIZE	PECAS CAIXA PIECES BOX	PESO CAIXA WEIGHT BOX	M² CAIXA SQ. MT. BOX	CAIXAS PALETTE BOX PALLET	PESO PALETTE WEIGHT PALLET	M² PALETTE SQ. MT. PALLET
20x50	12	± 18 Kg	1,20	48	± 888 Kg	57,60





1. GA 2034 20x50 P536 2. GA 2035 20x50 P536 3. GA 2036 20x50 P536



1. GA 2037 5x50 P517



1. GA 2038 20x50 P536 2. GA 2039 20x50 P536 3. GA 2040 20x50 P536



1. GA 2041 5x50 P517




# 20X50 PLAYTILE BRILHO

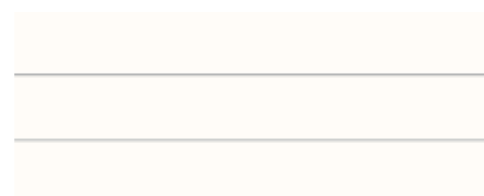
MONOPOROSA




Playtile Branco Brilho  
GM 0001  
20x50 P012



GA 1468 P512




GA 1485 P513




Playtile Preto Brilho  
GM 0175  
20x50 P022



GA 1476 P512



GA 1493 P513




GA 1502 P517



GA 1519 P520



GA 1400 P519



GA 1510 P517



GA 1527 P520




GA 1408 P519




GA 1417 P519



GA 1451 P519



GA 1383 P551




GA 1425 P519




GA 1459 P519



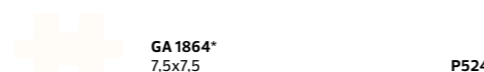
GA 1391 P551



GA 1845  
6x50 P530



GA 1775  
2x50 P534




GA 1864\*  
7,5x7,5 P524



GA 1853  
6x50 P530



GA 1783  
2x50 P534



GA 1872\*  
7,5x7,5 P524

FORMATO SIZE	PEÇAS CAIXA PIECES BOX	PESO CAIXA WEIGHT BOX	M <sup>2</sup> CAIXA SQ. MT. BOX	CAIXAS PALETE BOX PALLET	PESO PALETE WEIGHT PALLET	M <sup>2</sup> PALETE SQ. MT. PALLET
20x50	12	+ 18 Kg	1,20	48	+ 888 Kg	57,60

\*Sujeito a quantidades mínimas.  
Subject to minimum quantities.






# 20X50 PLAYTILE BRILHO


MONOPOROSA



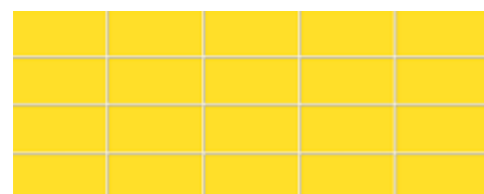
Playtile Amarelo Brilho  
GM 0169  
20x50 P014




GA 1470 P512



GA 1487 P513



GA 1504 P517



GA 1521 P520




GA 1402 P519



GA 1419 P519



GA 1453 P519




GA 1385 P537




GA 1847  
6x50 P530




GA 1777  
2x50 P534



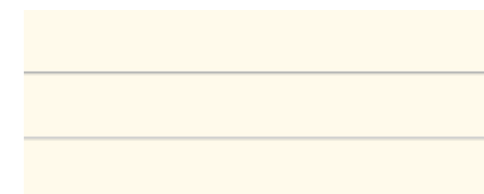
GA 1866\*  
7,5x7,5 P524




Playtile Off-White Brilho  
GM 0165  
20x50 P012




GA 1469 P512



GA 1486 P513



GA 1503 P517




GA 1520 P520



GA 1401 P519



GA 1418 P519



GA 1452 P519




GA 1384 P551



GA 1846  
6x50 P530



GA 1776  
2x50 P534



GA 1865\*  
7,5x7,5 P524

FORMATO SIZE	PEÇAS CAIXA PIECES BOX	PESO CAIXA WEIGHT BOX	M <sup>2</sup> CAIXA SQ. MT. BOX	CAIXAS PALETE BOX PALLET	PESO PALETE WEIGHT PALLET	M <sup>2</sup> PALETE SQ. MT. PALLET
20x50	12	+ 18 Kg	1,20	48	+ 888 Kg	57,60

\*Sujeito a quantidades mínimas.  
Subject to minimum quantities.





# 20X50 PLAYTILE BRILHO

MONOPOROSA



Playtile Azul Escuro Brilho  
GM 0171  
20x50 P022



GA 1472 P512



GA 1489 P513




Playtile Azul Claro Brilho  
GM 0170  
20x50 P014



GA 1471 P512



GA 1488 P513




GA 1506 P517




GA 1523 P520



GA 1404 P519



GA 1505 P517



GA 1522 P520



GA 1403 P519



GA 1421 P519




GA 1455 P519



GA 1842 P551



GA 1420 P519



GA 1454 P519




GA 1841 P551



GA 1849  
6x50 P530



GA 1779  
2x50 P534




GA 1868\*  
7,5x7,5 P524



GA 1848  
6x50 P530



GA 1778  
2x50 P534



GA 1867\*  
7,5x7,5 P524

FORMATO SIZE	PEÇAS CAIXA PIECES BOX	PESO CAIXA WEIGHT BOX	M <sup>2</sup> CAIXA SQ. MT. BOX	CAIXAS PALETTE BOX PALLET	PESO PALETTE WEIGHT PALLET	M <sup>2</sup> PALETTE SQ. MT. PALLET
20x50	12	+ 18 Kg	1,20	48	+ 888 Kg	57,60

\*Sujeito a quantidades mínimas.  
Subject to minimum quantities.





# 20X50 PLAYTILE BRILHO


MONOPOROSA



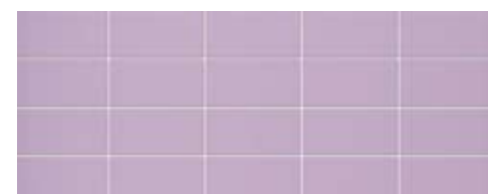
Playtile Violeta Brilho  
GM 0280  
20x50 P022



GA 1792 P512



GA 1793 P513



GA 1794 P517



GA 1795 P520



GA 1786 P519



GA 1787 P519



GA 1788 P519



GA 1844 P551




GA 1855  
6x50 P530




GA 1785  
2x50 P534



GA 1874\*  
7,5x7,5 P524




Playtile Rosa Brilho  
GM 0174  
20x50 P022




GA 1475 P512



GA 1492 P513



GA 1509 P517



GA 1526 P520



GA 1407 P519



GA 1424 P519



GA 1458 P519



GA 1390 P551



GA 1852  
6x50 P530



GA 1782  
2x50 P534



GA 1871\*  
7,5x7,5 P524

FORMATO SIZE	PEÇAS CAIXA PIECES BOX	PESO CAIXA WEIGHT BOX	M <sup>2</sup> CAIXA SQ. MT. BOX	CAIXAS PALETE BOX PALLET	PESO PALETE WEIGHT PALLET	M <sup>2</sup> PALETE SQ. MT. PALLET
20x50	12	+ 18 Kg	1,20	48	+ 888 Kg	57,60

\*Sujeito a quantidades mínimas.  
Subject to minimum quantities.






# 20X50 PLAYTILE BRILHO


MONOPOROSA



Playtile Verde Brilho  
GM 0173  
20x50 P014



GA 1474 P512




GA 1491 P513



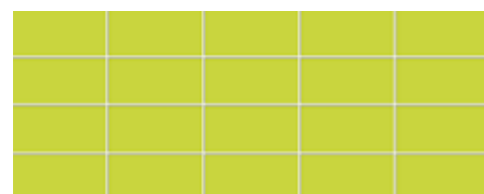
Playtile Laranja Brilho  
GM 0172  
20x50 P031




GA 1473 P512



GA 1490 P513




GA 1508 P517




GA 1525 P520



GA 1406 P519



GA 1507 P517



GA 1524 P520




GA 1405 P519



GA 1423 P519



GA 1457 P519



GA 1389 P537



GA 1422 P519



GA 1456 P519



GA 1388 P537



GA 1851  
6x50 P530



GA 1781  
2x50 P534



GA 1870\*  
7,5x7,5 P524



GA 1850  
6x50 P530



GA 1780  
2x50 P534



GA 1869\*  
7,5x7,5 P524

FORMATO SIZE	PEÇAS CAIXA PIECES BOX	PESO CAIXA WEIGHT BOX	M² CAIXA SQ. MT. BOX	CAIXAS PALETTE BOX PALLET	PESO PALETTE WEIGHT PALLET	M² PALETTE SQ. MT. PALLET
20x50	12	+ 18 Kg	1,20	48	+ 888 Kg	57,60

\*Sujeito a quantidades mínimas.  
Subject to minimum quantities.





# 20X50 PLAYTILE BRILHO

MONOPOROSA



Playtile Vermelho Brilho  
GM 0176  
20x50 P050



GA 1477 P512



GA 1494 P513



GA 1511 P517



GA 1528 P520



GA 1409 P519



GA 1426 P519



GA 1460 P519



GA 1392 P551



GA 1854  
6x50 P530



GA 1784  
2x50 P534



GA 1873\*  
7,5x7,5 P524

FORMATO SIZE	PEÇAS CAIXA PIECES BOX	PESO CAIXA WEIGHT BOX	M <sup>2</sup> CAIXA SQ. MT. BOX	CAIXAS PALETTE BOX PALLET	PESO PALETTE WEIGHT PALLET	M <sup>2</sup> PALETTE SQ. MT. PALLET
20x50	12	+18 Kg	1,20	48	+888 Kg	57,60




GA 1556 P533



GA 1557 P533



GA 1558 P533



GA 1800  
6x50 P533



GA 1801  
6x50 P533



GA 1802  
6x50 P533



GA 1559 P533



GA 1560 P533



GA 1803  
6x50 P533



GA 1804  
6x50 P533



GA 1817 P537



GA 1819 P537




GA 1816  
6x50 P522




GA 1818  
6x50 P522



GA 1879\*  
30x30 P644



GA 1880\*  
30x30 P644




GA 1881\*  
30x30 P644






# 20X50 PLAYTILE MATE

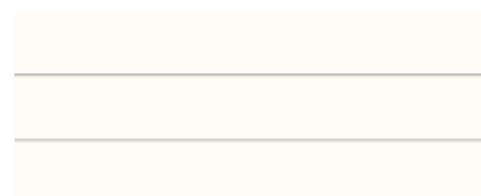
MONOPOROSA




Playtile Branco Mate  
GM 0002  
20x50 P012




GA 1478 P512



GA 1495 P513



GA 1512 P517



GA 1529 P520




GA 1410 P519



GA 1427 P519



GA 1461 P519



GA 1393 P551




GA 1856  
6x50 P530




Playtile Preto Mate  
GM 0281  
20x50 P022



GA 1796 P512



GA 1797 P513



GA 1798 P517



GA 1799 P520



GA 1789 P519



GA 1790 P519



GA 1791 P519



GA 1843 P551




GA 1863  
6x50 P530


FORMATO SIZE	PEÇAS CAIXA PIECES BOX	PESO CAIXA WEIGHT BOX	M² CAIXA SQ. MT. BOX	CAIXAS PALETE BOX PALLET	PESO PALETE WEIGHT PALLET	M² PALETE SQ. MT. PALLET
20x50	12	+ 18 Kg	1,20	48	+ 888 Kg	57,60







Playtile Off-White Mate  
GM 0166  
20x50 P012



GA 1479 P512




GA 1496 P513




Playtile Terra Mate  
GM 0180  
20x50 P012




GA 1481 P512




GA 1498 P513




GA 1513 P517



GA 1530 P520



GA 1411 P519



GA 1515 P517



GA 1532 P520



GA 1413 P519



GA 1428 P519



GA 1462 P519




GA 1394 P551



GA 1430 P519




GA 1464 P519



GA 1396 P537




GA 1857  
6x50 P530



GA 1859  
6x50 P530

FORMATO SIZE	PEÇAS CAIXA PIECES BOX	PESO CAIXA WEIGHT BOX	M <sup>2</sup> CAIXA SQ. MT. BOX	CAIXAS PALETE BOX PALLET	PESO PALETE WEIGHT PALLET	M <sup>2</sup> PALETE SQ. MT. PALLET
20x50	12	+ 18 Kg	1,20	48	+ 888 Kg	57,60








Playtile Cinza Mate  
**GM 0181**  
 20x50 P012



**GA 1482** P512




**GA 1499** P513




Playtile Antracite Mate  
**GM 0182**  
 20x50 P014




**GA 1483** P512



**GA 1500** P513




**GA 1516** P517




**GA 1533** P520



**GA 1414** P519




**GA 1517** P517



**GA 1534** P520




**GA 1415** P519



**GA 1431** P519



**GA 1465** P519



**GA 1397** P537




**GA 1432** P519



**GA 1466** P519



**GA 1398** P537




**GA 1860**  
 6x50 P530



**GA 1861**  
 6x50 P530

FORMATO SIZE	PEÇAS CAIXA PIECES BOX	PESO CAIXA WEIGHT BOX	M² CAIXA SQ. MT. BOX	CAIXAS PALETE BOX PALLET	PESO PALETE WEIGHT PALLET	M² PALETE SQ. MT. PALLET
20x50	12	+ 18 Kg	1,20	48	+ 888 Kg	57,60






# 20X50 PLAYTILE MATE


MONOPOROSA



Playtile Creme Mate  
GM 0179  
20x50 P012



GA 1480 P512




GA 1497 P513




Playtile Castanho Mate  
GM 0183  
20x50 P014



GA 1484 P512



GA 1501 P513




GA 1514 P517



GA 1531 P520



GA 1412 P519



GA 1518 P517



GA 1535 P520




GA 1416 P519



GA 1429 P519



GA 1463 P519




GA 1395 P537




GA 1433 P519



GA 1467 P519



GA 1399 P551



GA 1858  
6x50 P530



GA 1862  
6x50 P530

FORMATO SIZE	PEÇAS CAIXA PIECES BOX	PESO CAIXA WEIGHT BOX	M <sup>2</sup> CAIXA SQ. MT. BOX	CAIXAS PALETE BOX PALLET	PESO PALETE WEIGHT PALLET	M <sup>2</sup> PALETE SQ. MT. PALLET
20x50	12	+ 18 Kg	1,20	48	+ 888 Kg	57,60





# 20X50 PLAYTILE MATE MONOPOROSA



GA 1561 P533



GA 1805 6x50 P533



GA 1564 P533



GA 1808 6x50 P533



GA 1819 P537



GA 1818 6x50 P522



GA 1813\* P576



GA 1810\* P576




GA 1562 P533



GA 1806 6x50 P533



GA 1565 P533



GA 1809 6x50 P533



GA 1817 P537



GA 1816 6x50 P522



GA 1815\* P576




GA 1812\* P576



GA 1563 P533



GA 1807 6x50 P533



GA 1814\* P576



GA 1811\* P576

\*Sujeito a quantidades mínimas. Subject to minimum quantities.






1. Rosa Preta  
GA 1988  
20x50 P529

2. Rosa Preta  
GA 1989  
20x50 P529

3. Rosa Preta  
GA 1990  
20x50 P529



1. Rosa Bordeaux  
GA 1991  
20x50 P536

2. Rosa Bordeaux  
GA 1992  
20x50 P536

3. Rosa Bordeaux  
GA 1993  
20x50 P536





Urban Castanho Mate  
**GP 0225**  
 50x50

P022




Urban Bege Mate  
**GP 0224**  
 50x50

P022



Floor Preto Brilho  
**GR 0275**  
 33x33

P020



Floor Branco Brilho  
**GR 0273**  
 33x33

P011



Urban Preto Mate  
**GP 0226**  
 50x50

P022



Urban Pérola Mate  
**GP 0223**  
 50x50

P022



Floor Azul Brilho  
**GR 0274**  
 33x33

P018



Floor Vermelho Brilho  
**GR 0276**  
 33x33

P050

FORMATO SIZE	PECAS CAIXA PIECES BOX	PESO CAIXA WEIGHT BOX	M <sup>2</sup> CAIXA SQ. MT. BOX	CAIXAS PALETE BOX PALLET	PESO PALETE WEIGHT PALLET	M <sup>2</sup> PALETE SQ. MT. PALLET
50x50	4	22 Kg	1,00	36	~792 Kg	36,00

FORMATO SIZE	PECAS CAIXA PIECES BOX	PESO CAIXA WEIGHT BOX	M <sup>2</sup> CAIXA SQ. MT. BOX	CAIXAS PALETE BOX PALLET	PESO PALETE WEIGHT PALLET	M <sup>2</sup> PALETE SQ. MT. PALLET
33x33	9	16 Kg	1,00	68	~1088 Kg	68,00





Tivoli Bege  
GM 0345  
33x50

P010



GA 2098  
10x50 P535



Tivoli Cinza  
GM 0344  
33x50

P010



GA 2097  
10x50 P535



GA 2096  
7x33

P527



GA 2095  
7x33

P527



Tivoli Bege  
GR 0345  
33x33

P011



Tivoli Cinza  
GR 0344  
33x33

P011


FORMATO SIZE	PEÇAS CAIXA PIECES BOX	PESO CAIXA WEIGHT BOX	M <sup>2</sup> CAIXA SQ. MT. BOX	CAIXAS PALETTE BOX PALLET	PESO PALETTE WEIGHT PALLET	M <sup>2</sup> PALETTE SQ. MT. PALLET
33x50	6	≈ 17,5 Kg	1,00	48	≈ 840 Kg	48,00
33x33	9	≈ 16 Kg	1,00	68	≈ 1088 Kg	68,00





Quartz Bege  
**GM 0287**  
33x50

P015




**GA 2076**  
33x50

P552



**GA 2072**  
5,5x50

P523



Quartz Bege  
**GM 0287**  
33x33

P011




**GA 1823**  
2,3x29,5

P526



**GA 2068**  
5,5x33

P516



**GA 1822**  
5x28

P534



**GA 2070**  
5,5x33

P516



Quartz Castanho  
**GM 0289**  
33x50

P018




**GA 2078**  
33x50

P552



**GA 2074**  
5,5x50

P523



Quartz Castanho  
**GM 0289**  
33x33

P018


FORMATO SIZE	PEÇAS CAIXA PIECES BOX	PESO CAIXA WEIGHT BOX	M <sup>2</sup> CAIXA SQ. MT. BOX	CAIXAS PALETE BOX PALLET	PESO PALETE WEIGHT PALLET	M <sup>2</sup> PALETE SQ. MT. PALLET
33x50	6	17,5 Kg	1,00	48	+ 840 Kg	48,00
33x33	9	16 Kg	1,00	68	+ 1.088 Kg	68,00





Quartz Cinza  
**GA 0288**  
33x50

P015



**GA 2077**  
33x50

P552




**GA 2073**  
5,5x50

P523



Quartz Cinza  
**GR 0288**  
33x33

P011




**GA 1827**  
2,3x29,5

P526



**GA 2069**  
5,5x33

P516



**GA 1826**  
5x28

P534



**GA 2071**  
5,5x33

P516



Quartz Antracite  
**GA 0290**  
33x50

P015



**GA 2079**  
33x50

P552



**GA 2075**  
5,5x50

P523



Quartz Antracite  
**GR 0290**  
33x33

P018

FORMATO SIZE	PEÇAS CAIXA PIECES BOX	PESO CAIXA WEIGHT BOX	M <sup>2</sup> CAIXA SQ. MT. BOX	CAIXAS PALETTE BOX PALLET	PESO PALETTE WEIGHT PALLET	M <sup>2</sup> PALETTE SQ. MT. PALLET
33x50	6	17,5 Kg	1,00	48	+ 840 Kg	48,00
33x33	9	16 Kg	1,00	68	+ 1.088 Kg	68,00





Fórum Azul  
**GM 0032**  
33x50

P009



Fórum Cinza  
**GM 0029**  
33x50

P008



Fórum Antracite  
**GM 0033**  
33x50

P009



**GA 2065**  
33x50

P583



**GA 2092**  
5,8x50

P535



**GA 1054**  
5x33

P517



**GA 1052**  
5x33

P517




**GA 1119**  
5,8x33

P529



Fórum Azul\*  
**GR 0032**  
33x33

P007



Fórum Cinza\*  
**GR 0029**  
33x33

P003



Fórum Antracite\*  
**GR 0033**  
33x33

P007

FORMATO SIZE	PEÇAS CAIXA PIECES BOX	PESO CAIXA WEIGHT BOX	M <sup>2</sup> CAIXA SQ. MT. BOX	CAIXAS PALETE BOX PALLET	PESO PALETE WEIGHT PALLET	M <sup>2</sup> PALETE SQ. MT. PALLET
33x50	6	17,5 Kg	1,00	48	+ 840 Kg	48,00
33x33	9	16 Kg	1,00	68	+ 1.088 Kg	68,00

\*produtos aplicáveis apenas em casas de banho  
suitable for bathrooms only.





Fórum Vermelho  
**GM 0145**  
33x50

**P050**



Fórum Branco  
**GM 0144**  
33x50

**P008**



Fórum Bege  
**GM 0030**  
33x50

**P008**



Fórum Mel  
**GM 0031**  
33x50

**P009**



**GA 2067**  
33x50

**P583**



**GA 2093**  
5,8x50

**P535**



**GA 2066**  
33x50

**P583**



**GA 2094**  
5,8x50

**P535**



**GA 1051**  
5x33

**P517**



**GA 1053**  
5x33

**P517**



**GA 1152**  
3,4x33

**P530**



**GA 1151**  
6,9x30,3

**P539**



**GA 1365**  
5,8x33

**P529**



**GA 2064**  
5,8x33

**P529**



Fórum Branco \*  
**GR 0144**  
33x33

**P007**



Fórum Bege \*  
**GR 0030**  
33x33

**P003**




Fórum Mel \*  
**GR 0031**  
33x33

**P007**

FORMATO SIZE	PEÇAS CAIXA PIECES BOX	PESO CAIXA WEIGHT BOX	M <sup>2</sup> CAIXA SQ. MT. BOX	CAIXAS PALETE BOX PALLET	PESO PALETE WEIGHT PALLET	M <sup>2</sup> PALETE SQ. MT. PALLET
33,3x50	6	17,5 Kg	1,00	48	+ 840 Kg	48,00
33,3x33,3	9	16 Kg	1,00	68	+ 1088 Kg	68,00





Branco Brilhante **GM 0001** 33x50 **P008** Branco Mate **GM 0002** 33x50 **P008** Branco Brilho **GM 0001** 25x36,5 **P004** Branco Mate **GM 0002** 25x36,5 **P004**



**GA 1076** 5x33 **P517**



**GA 1145** 3,5x32,5 **P519**



**GA 1012** 6x25 **P509**



**GA 1074** 5x33 **P517**



**GA 1000** 6x25 **P507**



**GA 1004** 7x25 **P509**



Lázio Cinza **GM 0003** 25x36,5 **P004** GA 2099 25x36,5 **P527** Lázio Cinza **GR 0003** 33x33 **P005** **GA 1013** 6x25 **P509** **GA 1001** 6x25 **P507** **GA 1005** 7x25 **P509**




Lázio Bege **GM 0004** 25x36,5 **P004** GA 2104 25x36,5 **P527** Lázio Bege **GR 0004** 33x33 **P005** **GA 1014** 6x25 **P509** **GA 1002** 6x25 **P507** **GA 1006** 7x25 **P509**




Lázio Rosa **GM 0005** 25x36,5 **P004** GA 2105 25x36,5 **P527** Lázio Rosa **GR 0005** 33x33 **P005** **GA 1015** 6x25 **P509** **GA 1003** 6x25 **P507** **GA 1007** 7x25 **P509**









Bretanha Branco  
**GM 0075**  
25x36,5



**GA 2106**  
25x36,5



**GA 2108**  
25x36,5



**GA 2109**  
25x36,5

P004

P529

P518


P519




Bretanha Castanho  
**GM 0077**  
25x36,5



**GA 2107**  
25x36,5



**GA 2110**  
25x36,5



**GA 2111**  
25x36,5

P004

P529

P518

P519



**GA 1147**  
3x32,5

P521




**GA 1144**  
3x32,5




**GA 1148**  
3x32,5

P519



Bretanha Branco  
**GR 0075**  
33x33

P007




Bretanha Castanho  
**GR 0077**  
33x33

P007


FORMATO SIZE	PEÇAS CAIXA PIECES BOX	PESO CAIXA WEIGHT BOX	M <sup>2</sup> CAIXA SQ. MT. BOX	CAIXAS PALETE BOX PALLET	PESO PALETE WEIGHT PALLET	M <sup>2</sup> PALETE SQ. MT. PALLET
25x36,5	16	± 21Kg	1,46	48	± 1.030 Kg	70,08
33x33	9	± 16 Kg	1,00	68	± 1.088 Kg	68,00






Pastilha Azul Claro  
**GR 6323**  
 33x33

P011




Pastilha Azul Escura  
**GR 6337**  
 33x33

P019



Pastilha Turquesa  
**GR 6494**  
 33x33

P011



Pastilha Creme  
**GR 6495**  
 33x33

P011




Floor Azul  
**GR 0274**  
 33x33

P018

FORMATO SIZE	PEÇAS CAIXA PIECES BOX	PESO CAIXA WEIGHT BOX	M <sup>2</sup> CAIXA SQ. MT. BOX	CAIXAS PALETTE BOX PALLET	PESO PALETTE WEIGHT PALLET	M <sup>2</sup> PALETTE SQ. MT. PALLET
33x33	9	16 Kg	1,00	68	+1088 Kg	68,00



**33X33**  
**PIACENZA/CAMPIA**  
PORCELÁNICO



Piacenza Cotto  
**GP 0073**  
33x33

P005



Piacenza Creme  
**GP 0071**  
33x33

P005



Piacenza Cotto  
**GA 0073**  
33x8

P500



Piacenza Creme  
**GA 0071**  
33x8

P500



Campia  
**GP 8600**  
33x33

P007



**GA 1375**  
3x33

P506



**GA 1374**  
3x3

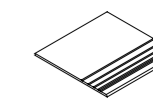
P501



Campia  
**GA 8600**  
33x8

P500

FORMATO SIZE	PECAS CAIXA PIECES BOX	PESO CAIXA WEIGHT BOX	M² CAIXA SQ. MT. BOX	CAIXAS PALETE BOX PALLET	PESO PALETE WEIGHT PALLET	M² PALETE SQ. MT. PALLET
33x33	10	17 Kg	1,15	68	+ 1.156 Kg	78,20








Vila Real Cinza Duro  
**GP 0204**  
33x33

**P007**



Vila Real Cinza Liso  
**GR 6504**  
33x33

**P007**



Vila Real Duro  
**GP 0203**  
33x33

**P007**



Vila Real Liso  
**GR 6499**  
33x33

**P007**



Vila Real Cinza Duro  
**GA 0204**  
33x8

**P500**



Vila Real Cinza Liso  
**GA 6504**  
33x8

**P500**



Vila Real Duro  
**GA 0203**  
33x8

**P500**




Vila Real Liso  
**GA 6499**  
33x8

**P500**



Calçada Lamego Bege  
**GP 0278**  
33x33

**P007**




Calçada Lamego Cinza  
**GP 0279**  
33x33

**P007**



Calçada Lamego Preto  
**GP 0328**  
33x33

**P007**



Calçada Lamego Rosa  
**GR 0327**  
33x33

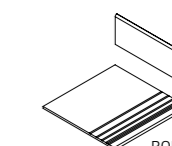
**P007**



Pedra  
**GP 630**  
33x33

**P003**

FORMATO SIZE	PEÇAS CAIXA PIECES BOX	PESO CAIXA WEIGHT BOX	M <sup>2</sup> CAIXA SQ. MT. BOX	CAIXAS PALETE BOX PALLET	PESO PALETE WEIGHT PALLET	M <sup>2</sup> PALETE SQ. MT. PALLET
33x33	10	±16,3 Kg	1,11	68	±1.110 Kg	75,48
33x33	10	±17 Kg	1,00	68	±1.156 Kg	78,20



RODAPE / SKIRTINGS GA630 P503  
DEGRAU / STEP 33x33 P512  
APENAS / ONLY GP0203 GP0204





Tree Pinho  
GP 0336  
40x40

P012




Tree Carvalho  
GP 0335  
40x40

P012



Tree Branco  
GP 0337  
40x40

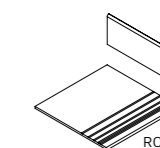
P012



Tree Wengue  
GP 0334  
40x40

P012

FORMATO SIZE	PECAS CAIXA PIECES BOX	PESO CAIXA WEIGHT BOX	M <sup>2</sup> CAIXA SQ. MT. BOX	CAIXAS PALETE BOX PALLET	PESO PALETE WEIGHT PALLET	M <sup>2</sup> PALETE SQ. MT. PALLET
40x40	9	25 Kg	1,50	48	+1.200 Kg	72,00



RODAPÉ / SKIRTINGS 8x40  
DEGRAU / STEP 40x40

P505  
P534



**40X40**  
**MACEDA/MALCATA**  
 GRÉS



Malcata Bege  
**GR 4473**  
 40x40

P007



Malcata Cinza  
**GR 4472**  
 40x40

P007



Maceda  
**GR 4410**  
 40x40

P007



Malcata Bege  
**GA 4473**  
 40x8

P502



Malcata Cinza  
**GA 4472**  
 40x8

P502



Maceda  
**GA 4410**  
 40x8

P502

FORMATO SIZE	PECAS CAIXA PIECES BOX	PESO CAIXA WEIGHT BOX	M² CAIXA SQ. MT. BOX	CAIXAS PALETE BOX PALLET	PESO PALETE WEIGHT PALLET	M² PALETE SQ. MT. PALLET
40x40	9	25 Kg	1,50	48	+1.200 Kg	72,00






Madeira IV  
**GR 4137**  
 40x40 **P007**



Cortiça  
**GR 4177**  
 40x40 **P007**



Taco  
**GR 6007**  
 33x33 **P004**




Madeira IV  
**GA 4137**  
 40x8 **P502**



Madeira IV  
**GA 4137**  
 40x8 **P502**



Taco  
**GA 6007**  
 33x8 **P500**



Soalho  
**GR 4305**  
 40x40 **P007**



Ébano  
**GR 4188**  
 40x40 **P007**



Parquet  
**GR 6228**  
 33x33 **P004**



Soalho  
**GA 4305**  
 40x8 **P502**



Madeira IV  
**GA 4137**  
 40x8 **P502**



Parquet  
**GA 6228**  
 33x8 **P500**

FORMATO SIZE	PEÇAS CAIXA PIECES BOX	PESO CAIXA WEIGHT BOX	M <sup>2</sup> CAIXA SQ. MT. BOX	CAIXAS PALETTE BOX PALLET	PESO PALETTE WEIGHT PALLET	M <sup>2</sup> PALETTE SQ. MT. PALLET
40x40	9	25 Kg	1,50	48	±1.200 Kg	72,00
33x33	9	16 Kg	1,00	68	±1.088Kg	68,00





Siena  
**GR 4471**  
40x40

**P007**



Gerês  
**GR 4146**  
40x40

**P007**



Siena  
**GA 4471**  
40x8

**P502**



Gerês  
**GA 4146**  
40x8

**P502**



Roma Bege  
**GR 0192**  
40x40

**P006**




Roma Noz  
**GR 0193**  
40x40

**P006**



Roma Tijolo  
**GR 0194**  
40x40

**P006**



Roma Bege  
**GA 0192**  
40x8

**P505**



Roma Noz  
**GA 0193**  
40x8

**P505**



Roma Tijolo  
**GA 0194**  
40x8

**P505**



Roma Cinza  
**GR 0191**  
40x40

**P006**



Roma Preto  
**GR 0195**  
40x40

**P011**



Roma Cinza  
**GA 0191**  
40x8

**P505**




Roma Preto  
**GA 0195**  
40x8

**P505**

FORMATO SIZE	PEÇAS CAIXA PIECES BOX	PESO CAIXA WEIGHT BOX	M <sup>2</sup> CAIXA SQ. MT. BOX	CAIXAS PALETE BOX PALLET	PESO PALETE WEIGHT PALLET	M <sup>2</sup> PALETE SQ. MT. PALLET
40x40	9	25 Kg	1,50	48	+1.200 Kg	72,00





Alheta Tijolo  
**GR 6328**  
33x33

P001



Calçada Cinza D/1  
**GR 6334**  
33x33

P001



Granada Laranja  
**GR 6314**  
33x33

P001



Vilamoura  
**GR 6450**  
33x33

P001



Corunha  
**GR 6428**  
33x33

P001



Vilamoura Bege  
**GR 6486**  
33x33

P001



Granada Laranja  
**GA 6314**  
33x8

P500



Vilamoura  
**GA 6450**  
33x8

P500



Corunha  
**GA 6428**  
33x8

P500



Vilamoura Bege  
**GA 6486**  
33x8

P500



Barra Cotto  
**GA 3000**  
33x16

P524



Barra Arabesco  
**GA 3008**  
33x16

P524




Barra Vilamoura  
**GA 3400**  
33x8

P519



Canto Cotto  
**GA 3001**  
16x16

P511



Canto Arabesco  
**GA 3009**  
16x16

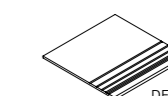
P511



Canto Vilamoura  
**GA 3401**  
8x8

P508

FORMATO SIZE	PEÇAS CAIXA PIECES BOX	PESO CAIXA WEIGHT BOX	M <sup>2</sup> CAIXA SQ. MT. BOX	CAIXAS PALETTE BOX PALLET	PESO PALETTE WEIGHT PALLET	M <sup>2</sup> PALETTE SQ. MT. PALLET
33x33	10	16,3 Kg	1,11	68	+ 1.110 Kg	75,48
33x33	9	16 Kg	1,00	68	+ 1.088 Kg	68,00





# INFORMAÇÃO TÉCNICA

TECHNICAL DATA





**1981** - Constituição de duas empresas: a GRESART e a AZUGRÉS, a primeira vocacionada para a produção de pavimentos e segunda para revestimentos.



**1986** - Renovação da sua equipa de gestão e a fusão das duas unidades da qual resultou a GRESART, SA na sua estrutura jurídica e produtiva do presente.



**1995-1997** - Reestruturação da empresa com investimento em novos equipamentos de produção, ampliação de instalações e reformulação do lay-out fabril. Grandes melhorias na componente ambiental através da reciclagem de águas e lamas assim como o tratamento dos efluentes gasosos.



**1995-1997** - Company reengineering and significant investment in new production equipment, facilities expansion and factory layout. Significant environmental improvements such as water recycling, sludge treatment and gas emission filtering.



**2000** - Certificação do Sistema de Garantia da Qualidade no âmbito da norma NP EN ISO 9002/1995 e posteriormente a certificação para o normativo NP EN ISO 9001:2000, que tem sido objecto de renovação e revalidação anualmente.

**2000** - Certification of Quality System within the NP EN ISO 9002/1995 certification and later to the standard NP EN ISO 9001:2000, which has been subject to annual renewal and revalidation.



**2006** - Construção da nova unidade fabril com equipamento industrial de última geração cujos objectivos se sintetizam no aumento da capacidade produtiva e na oferta de produtos de grandes formatos em grés porcelânico vidrado, em pasta branca e corada.

**2006** - Construction of new plant using state of the art industrial equipment in order to achieve quantity production increase and also production of large format tiles with latest quality and aesthetic techniques.





## COMPROMISSO AMBIENTAL

<b>Reduzir</b>	Redução de emissões de gases para a atmosfera, sendo essencialmente vapor de água e flúor e rigorosamente compatíveis com os padrões estabelecidos pelo Protocolo de Kyoto sobre as emissões de gases com efeito de estufa.
<b>Reutilizar</b>	100% de reciclagem de águas. A água utilizada no processo de produção é 100% reciclada e reintegrada. O consumo de água é assim reduzido em 60%.  100% do resíduo bruto gerado pelo processo produtivo é reintegrado no ciclo de produção sem custos para o ambiente. Isso contribui para a salvaguarda dos recursos naturais.  100% de materiais recicláveis de embalagem (caixas de cartão, embalagens plásticas, paletes de madeira, cintas, etc.).
<b>Reciclar</b>	100% de uso de paletes tratadas de acordo com as normas para protecção da flora e fauna dos países importadores.

## ENVIRONMENTAL COMMITMENT

<b>Reduce</b>	Reduction of gas emissions into the atmosphere which contain basically water vapour and fluorine, strictly within the established standards by the Kyoto Protocol on emissions of greenhouse gases.
<b>Reuse</b>	100% water recycling. The water used in the production process is 100% recycled and reintegrated in the productive cycle reducing the consumption of water in 60%.  100% crude residue generated during the production is reintroduced in the production cycle at no cost to the environment contributing to the preservation of natural resources.  100% recyclable materials for packaging (cardboard boxes, plastic containers, wooden pallets, strapping, etc.).
<b>Recycle</b>	100% use of treated pallets in accordance with standards for protection of flora and fauna of importing countries.

## COMPROMIS ENVIRONNEMENTAL

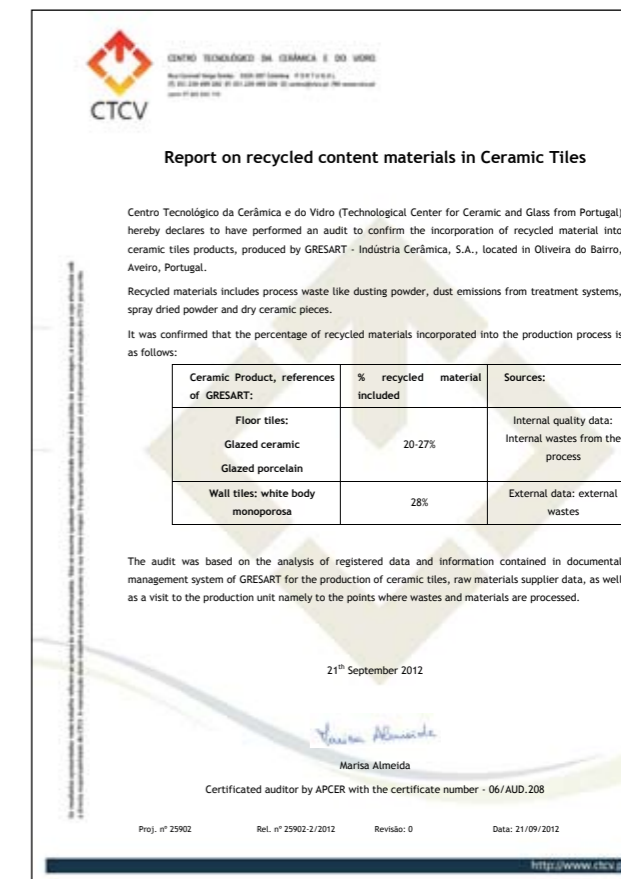
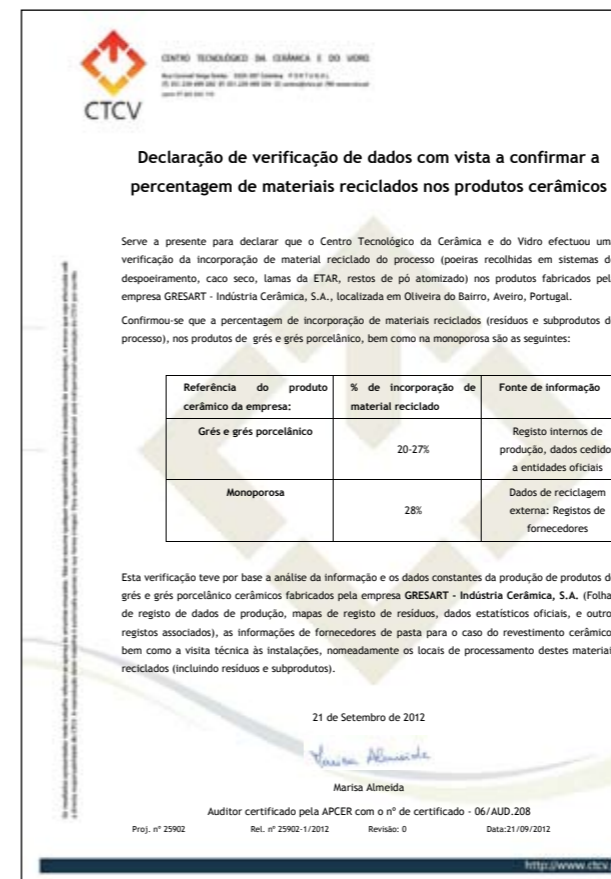
<b>Réduction</b>	Réduction des émissions gazeuses dans l'atmosphère qui contiennent essentiellement vapeur d'eau et fluor, en rigueur avec les normes établies par le Protocole de Kyoto concernant les émissions de gaz à effet de serre.
<b>Réutilisation</b>	100% recyclage d'eaux. L'eau utilisée dans le processus de production est 100% recyclée et réintégrée dans le cycle productif, qui réduit la consommation d'eau d'environ 60%.  100% résidu brut généré lors de la production est réintroduit dans le cycle productif sans aucun coût pour l'environnement, qui contribue à la préservation des ressources naturelles.  100% de matériaux recyclables pour l'emballage (boîtes de carton, contenants en plastique, palettes en bois, cerlage, etc.)
<b>Recyclage</b>	Utilisation à 100% de palettes traitées en conformité avec les normes de protection de la flore et la faune de tous les pays importateurs.

## UMWELTENGAGEMENT

<b>REDUZIEREN</b>	Reduktion von Treibhausgasen in die Atmosphäre, enthalten die Emissionen im Wesentlichen Wasserdampf und Fluor, streng innerhalb der festgelegten Normen des Kyoto-Protokolls auf die Emissionen von Treibhausgasen.
<b>WIEDER VERWENDUNG</b>	100% rohe Rückstand bei der Produktion erzeugt wird, in den Produktionskreislauf ohne Kosten für die Umwelt eingeführt. Dies trägt zur Erhaltung der natürlichen Ressourcen.  100% Wasser-Recycling. Das Wasser in der Produktion verwendet wird 100% recyceltem und wieder in den Produktionskreislauf. Der Verbrauch von Wasser ist somit um rund 60% reduziert.  100% des behandelten Paletten im Einklang mit Standards zum Schutz von Flora und Fauna von importierenden Ländern.
<b>RECYCLN</b>	100% recyclebaren Materialien für Verpackungen (Kartonagen, Kunststoff-Behälter, Paletten aus Holz, Umreifen, etc.).

## COMPROMISO AMBIENTAL

<b>REDUCIR</b>	Reducción de las emisiones de gases a la atmósfera, estas contiene básicamente vapor de agua y el flúor, estrictamente dentro de los estándares establecidos por el Protocolo de Kyoto sobre las emisiones de gases de efecto estufa.
<b>REUTILIZAR</b>	100% de reciclaje de agua. El agua utilizada en el proceso de producción es 100% reciclados y reintegrados en el ciclo productivo reduciendo el consumo de agua en 60%.  100% residuo bruto generado durante la producción se vuelve a introducir en el ciclo de producción sin costo alguno para el medio ambiente contribuyendo para la preservación de los recursos naturales.  100% de materiales reciclables para embalaje (cajas de cartón, envases de plástico, palets de madera, correas, etc.)
<b>RECICLAR</b>	100% de uso de paletas tratadas de conformidad con las normas de protección de la flora y la fauna de los países importadores.





## APLICAÇÃO, LIMPEZA E MANUTENÇÃO

### INTRODUÇÃO

Para conservar e desfrutar ao máximo a beleza e as características dos produtos GRESART, propomos alguns conselhos úteis para a sua escolha, aplicação, limpeza e manutenção.

### CUIDADOS A TER ANTES DE ENCOMENDAR:

É importante que o cliente escolha o produto não só pelo valor estético, mas também, pelas suas características técnicas, que se devem adequar às exigências do local onde este vai ser aplicado.

No cálculo da área a aplicar, sugerimos a inclusão de uma percentagem adicional como reserva (aproximadamente 10%), para os cortes, possíveis substituições ou novas obras.

### ANTES DO ASSENTAMENTO:

**a) Conferir o Produto:** Antes de iniciar a aplicação do material, deverá confirmar se existe material suficiente para completar a obra, verifique se o mesmo corresponde ao modelo pretendido (referência), à escolha (qualidade), ao lote (tonalidade) e calibre desejado.

Aconselha-se a utilização, alternada, de mosaicos retirados de várias caixas de forma a uniformizar a tonalidade do produto colocado.

### As reclamações depois do material aplicado não são aceites pela GRESART.

**b) O Local de aplicação:** A Superfície onde vai aplicar o material deve estar completamente nivelada, limpa e indeformável. No caso da área estar exposta à humidade, recomenda-se o seu isolamento, com produtos adequados, antes da aplicação do material.

Caso a aplicação seja sobre outro material já existente, não se esqueça que as peças vidradas são muito lisas e nada absorventes. Deve garantir que o suporte anterior esteja bem aplicado e sem mosaicos mal colados. Caso existam, deve eliminar as peças que soem a oco reconstruindo o suporte com argamassa. Sobre a sua superfície não é possível a aplicação de peças novas com um cimento cola tradicional. Caso se trate de pintura, eliminar a tinta que não esteja aderente e proceda a alguns cortes na superfície de modo a exponenciar a superfície de contacto. Em qualquer dos casos, deverá lavar bem o suporte para eliminar tudo o que dificulte a aderência da cola a utilizar. Limpar e deixar secar.

**c) A Cola:** O tipo de cola a utilizar depende muito do tipo de produto e do local a aplicar. A GRESART recomenda para a aplicação do Grés Porcelânico uma cola de ligantes mistos (cimento e resina). Para situações e condições extremas ou no caso de pavimentos aquecidos, recomendamos a escolha de uma cola específica.

### Em qualquer caso, sugerimos sempre a consulta de um fabricante de colas para mais informações.

No caso de formatos de dimensões iguais ou superiores a 40x40 cm e para qualquer formato de revestimento, recomendamos a aplicação da técnica de dupla colagem (aplicação de cola no tardoz da peça e no suporte), pois quanto maior for o formato da peça, maior a tendência para esta apresentar curvatura (próprias do processo de fabrico e dentro dos limites previstos nas Normas Europeias), diminuindo a superfície de contacto entre a cola e a peça.

**d) As Juntas:** É essencial na aplicação do material cerâmico, a junta de dilatação cuja função é absorver as tensões geradas entre peças, as camadas adesivas, o suporte e a estrutura.

Deve sempre estabelecer uma junta perimetral com 5–10 mm de espessura junto a paredes, degraus e pilares. Quando as áreas em questão são elevadas, devem prever-se igualmente juntas de fracionamento, preenchidas com materiais elásticos do tipo mástique ou perfis adequados.

## INSTALLATION, CLEANING AND MAINTENANCE

<b>INTRODUCTION</b>
In order to preserve and enjoy the beauty and characteristics of GRESART products, we provide some tips for to reach the best solution, achievement, cleaning and maintenance.

<b>RECOMMANDATIONS BEFORE BUYING:</b>
It is important for the customer to choose the product not based only on his appearance but also based for its technical characteristics which should suit the requirements of respective area where the material will be applied.
When calculating the needed area quantity, we suggest that an additional percentage of approximately 10 <span> </span> % should be included for spare tile for cutting, replacements or future renovation works.

<b>PRIOR TO LAYING:</b>
<b>a) Checking the material:</b> Before starting applying the material, you should confirm whether there is enough material to finish the work and make sure of requested item (reference), choice (quality), shade and calibre.
We suggest the appliance made with pieces from several different boxes in order to get a uniform appearance.

<b>GRESART will not accept any claim following final lay.</b>
<b>b) Laying área:</b> The area where the material will be applied must be duly levelled, cleaned and plane. If the area is exposed to moisture, it is recommended be isolated with appropriate products, prior to application of the material.

If the laying will be done upon existing tiles, be sure that these pieces are glazed, smooth and non absorbent. Ensure that the support is well above applied and there are no tiles deficiently glued. If there are, you must take out the pieces with a hollows sound and support with mortar. On these situations, do not lay with traditional cement glue. In case of painting, remove the ink which is not sticky and do some cutting on the surface. Should wash the support in order to remove anything that may difficult the adhesion of the glue that will be used. Clean and let it dry.
<b>c) Glue:</b> The glue type to use depends mainly on the type of product and the location to be applied. GRESART recommends the application of Glazed Porcelain with glue mixed with binders (cement and resin). For extreme conditions or situations and in case of heating floors, it is recommended to choose a specific adhesive.
<b>Therefore, we suggest consulting a manufacturer of adhesives for more information.</b>
For sizes equal or bigger than 40x40 cm and for any wall tile, we recommend the laying technique of “double glue” (glue application on masonry part and support). When the piece gets bigger, there is a tendency to present a curvature (due to the manufacturing process and within the limits defined by European standards) which may reduce the contact surface between the glue and the ceramic tiles.
<b>d) Joints:</b> During the laying of ceramic tiles, the joint whose function is to absorb the pressure produced between pieces, adhesive layers, the support and the structure.

You should always establish a perimeter gasket with a thickness of 5-10mm along the walls, steps and pillars. If these specific areas are higher, cracking joints must be used, filled with elastic materials like mastic for example.
We recommend the use of crosspieces or joint wire in order to help and ensure the proper alignment of the parts.

You should wait at least 24 hours before the grouting operation. Joints must be completely clean and free of dust. During the grouting operation, we recommend a rubber spatula must be used, pressing it against the material, with a moving “back and forth” in order to get a uniform distribution of the joint. Regarding anti-skid materials, we suggest, for example, the application of a primary product “PROTECTOR 060” from Weber, or similar, prior to
Recomenda-se a utilização de cruzetas ou fio para juntas, para facilitar e permitir um bom alinhamento das peças.
Deve aguardar no mínimo 24 horas antes de efectuar a betumação. Não esquecer que as juntas têm que estar devidamente limpas e isentas de pó. Na operação de rejuntar, aconselhamos o uso de uma espátula de borracha, comprimindo-a contra o material em movimentos de ida e volta de forma a conseguir uma distribuição uniforme da junta. Caso se trate de materiais rugosos, aconselhamos, como exemplo, a aplicação de um produto primário do tipo “PROTECTOR 060” da Weber, ou algo semelhante, antes de proceder à betumação, para evitar manchas e facilitar posteriormente a sua limpeza.
Recomenda-se, logo após a aplicação e secagem da junta de dilatação (cerca de 30 minutos), limpar o excesso com um pano húmido.
No final da obra, deve proceder-se à limpeza de toda a superfície, de forma a eliminar todos os resíduos de cimentos, colas, juntas e sujidades da obra em geral.
<b>Nunca utilizar produtos que contenham ácido Fluorídrico, já que este ácido ataca todo o tipo de cerâmica.</b>
<b>FINAL DA OBRA:</b>
Uma obra não está acabada até ser entregue.
Caso ainda existam trabalhos a realizar no local, deve-se proteger todo o material aplicado com cartão ou plástico grosso, para evitar riscos, golpes ou abrasões.
<b>LIMPEZA E MANUTENÇÃO:</b>
A limpeza quotidiana de produtos cerâmicos GRESART é simples, bastando utilizar um detergente comercial e água limpa. As manchas de cor (café, vinho, graxa, etc.) devem ser imediatamente removidas com um pano húmido, caso contrário, podem necessitar da utilização de um detergente específico para as remover.
<b>Usar com muita prudência ácidos e outros produtos químicos concentrados. Seguir sempre atentamente as instruções dos fabricantes indicadas nas embalagens.</b>
A GRESART – Cerâmica Industrial S.A., declina a responsabilidade sobre reclamações que tenham origem em deficiências estruturais de construção tais como as que resultem da não utilização de materiais deformáveis elásticos nas juntas estruturais que permitam absorver e acomodar as contracções-dilatações dos diversos materiais por razões hidrotérmicas assim como os normais movimentos dos edifícios, das suas paredes ou placas de sustentação.
A GRESART – Cerâmica Industrial S.A., declina a responsabilidade sobre reclamações que tenham origem na falta de qualidade do material de colagem ou juntas de dilatação assim como na aplicação deficiente ou não consentânea com as indicações do fabricante.
Não se admitem qualquer tipo de reclamações no que toca à qualidade intrínseca do produto referentes a material já colocado.
A escolha e o modo de utilização de ferramentas e materiais de aplicação não são responsabilidade da GRESART. Contudo, recomendamos o seguimento das regras básicas abaixo descritas, devendo estas depender dos critérios estabelecidos pelos profissionais de colocação e assentamento.
O resultado final da aplicação do produto GRESART depende muito da escolha de profissionais qualificados capazes de executar com profissionalismo e perfeição o assentamento.
<b>As reclamações depois do material aplicado não são aceites pela Gresart, S.A.</b>

## APPLICATION, ENTRETIEN ET CONSERVATION

<b>INTRODUCTION</b>
Afin de préserver et profiter au maximum de la beauté ainsi que les caractéristiques des produits GRESART, voici quelques conseils utiles pour faire le meilleur choix, application, entretien et nettoyage.

<b>RECOMMANDATIONS AVANT L'ACHAT<span> </span>:</b>
Il est important que le choix des carreaux soit fait non seulement dû à son aspect mais aussi selon les caractéristiques techniques, qui doivent correspondre aussi aux exigences de l'endroit où sera effectuée l'application.
Concernant le calcul de la surface à appliquer, nous suggérons un rajout supplémentaire comme réserve (environ 10%) pour éventuels coupes, remplacements ou nouveaux ouvrages.

<b>AVANT L'APPLICATION</b>
<b>a) Vérifier le produit:</b> Avant de commencer l'application, veuillez certifier que la quantité existante est suffisante pour terminer les travaux, vérifiez correspondance du modèle choisi (référence), choix (qualité), lot (tonalité) ainsi que le calibre.
Nous conseillons l'utilisation mélangée des carreaux de différentes boîtes afin d'uniformiser la tonalité.

**a) Vérifier le produit:** Avant de commencer l'application, veuillez certifier que la quantité existante est suffisante pour terminer les travaux, vérifiez correspondance du modèle choisi (référence), choix (qualité), lot (tonalité) ainsi que le calibre.

Nous conseillons l'utilisation mélangée des carreaux de différentes boîtes afin d'uniformiser la tonalité.

### Suite à son application, aucune réclamation n'est acceptée par GRESART.

**b) Lieu d'application :** La surface sur laquelle seront appliqués les carreaux doit être totalement nivelée, nettoyée et plane. Cas où la surface soit soumise à l'humidité, il est recommandé son isolation avec produits appropriés, avant son application.

Si l'application est prévue sur d'autres carreaux déjà appliqués, assurez-vous que les carreaux émaillés sont lisses et non absorbants. Assurez-vous que le support ancien est bien appliqué, sans carreaux mal collés. S'il y a des carreaux mal collés, ceux qui ont un son creux doivent être enlevés et remplacés avec mortier colle. Sur cette surface, ne pas appliquer les carreaux avec un ciment traditionnel. Dans le cas de peintures, l'encre qui n'est pas adhérente doit être enlevée et effectuer des coupures sur la surface. Faire un bon lavage du support pour éliminer tout ce qui peut éventuellement nuire à l'adhérence de la colle utilisée. Nettoyer et laisser sécher.

**c) Colle:** Le type de colle à utiliser varie selon le carreau et de l'endroit d'application. Pour grés cérame, GRESART recommande l'utilisation de liant colle (ciment et résine).

Pour situations et conditions exceptionnelles ou pour planchers chauffants, le choix de la colle est plus spécifique.

### Consulter un fabricant de colle pour d'informations supplémentaires.

Pour format pareil ou supérieur au format 40x40 cm et pour tout type de revêtement, l'application de la technique du double encollage est recommandée (application de colle sur le derrière du carreau et support), car, plus le format est grand, plus y aura tendance à développer une courbure (processus normal et selon limites fixés par les Normes Européennes), que peut empêcher le contact entre la colle et le carreau.

**d) Joints:** Il est essentiel pour l'application des carreaux l'utilisation de joints qui ont la fonction d'absorber possibles irrégularités, différences dimensionnelles, résultant des couches adhésives, le support et la structure.

Toujours prévoir la mise en place d'un joint périphérique avec 5–10 mm d'épaisseur au long des murs, des marches et des piliers. Si ces zones sont élevées, prévoir l'utilisation de joints de fractionnement, remplis avec des matériaux élastiques comme les profils de mastic ou produit approprié.

Pour garantir et faciliter la pose des carreaux de manière rectiligne, il est recommandé l'utilisation des croisillons ou fils pour joints.

## ANWENDUNG, INSTANDHALTUNG DIE REINIGUNG UND ERHALTUNG

<b>INLEITUNG</b>
Um die Charakteristiken und Schoenheit der Produkte von GRESART zu erhalten, machen wir Ihnen einige Empfehlungen zur Anwendung, Saeuberung und Instandhaltung.

<b>VORSICHT VOR DER BESTELLUNG</b>
Es ist wichtig dass der Kunde das Produkt nicht nur wegen dem aesthetischen Wert, sondern auch wegen den techischen Charakteristiken auswaeht, die sich an seine Notwendigkeiten anpassen muessen. Bei der Auswahl sollte man 10% dazu kalkulieren, vorsichtshalber, wegen der Schnitte, Ersatz oder Neubau.

<b>VOR DER ANWENDUNG</b>
<b>a) Das Produkt kontrollieren:</b> Das Produkt kontrollieren Bevor das Material eingesetzt wird, sollten Sie bestaetigen dass genugend Material vorhanden ist um die Arbeit durchzufuehren, achten Sie darauf dass Sie die korrekte Materialien erhalten haben / siehe Referenznummer, dass die Qualitaeten und die Groesse stimmen. Es ist empfehlenswert die Mosaike von den verschiedenen Kisten alternativ zu nutzen, damit die Farben abgestimmt sind.

**Wenn das Material schon aufgetragen ist uebernimmt Gresart keine Verantwortung in Bezug auf Reklamationen.**

**b) Anwendungsort:** Das Material sollte an einem Platz angewendet werden, welches sich auf einer Ebene befindet, sauber und nicht deformiert. Sollte es in der Zone Feuchtigkeit geben, sollte vor dem Einbau der Materialien Produkte angewendet werden um dies zu verhindern. Im Falle dass schon andere Materialien bestehen, sollten Sie darauf achten, dass z.B. falsch angepasste Mosaike eliminiert werden muessen und dass die neuen Materialien nicht mit dem traditionellen Zement angebracht werden koennen. Sollte es Farbe geben, muss die Tinte eliminiert werden. Es ist auf jeden Fall ganz wichtig dass alles gesaeubert werden muss, damit es keine Probleme beim Kleben gibt. Saeubern und trocknen lassen.

**c) Kleber:** Der Kleber der genutzt wird, haengt absolut von dem Produkt und von der Flaechie die genutzt wird.

GRESART empfiehlt, Gres Porcelanic Kleber zu benutzen. Fuer extreme Situationen, wie z.B. Heizungsboeden sollten bestimmte Kleber genutzt werden. Es wird immer empfohlen sich vom Hersteller beraten zu lassen. Im Falle des Formats 40x40 sollte das Doppelkleben angewendet werden. Diese Technik wird empfohlen um Kurvatierungen zu vermeiden, so dass der Kontakt zwischen dem Material und dem Kleber reduziert wird.
<b>d) Die Fugen:</b> Ist für die Anwendung wesentlichen das Aufbringen des keramischen Material, die Dehnfugen deren Funktion um die Spannungen zu absorbieren die generiert wird zwischen Kleberschichten und die Tragestruktur.

Es muss immer eine fuge geben um dem Umfang von 5–10 mm um die Stärke von der fuge der Wand,Fusstreppe und Säulen. Wenn die betreffende Flächen erhöht ist, sollten sie es ebenfalls tun Fugen Fraktionierung, gefüllten mit elastischen Material.

Es wird empfohlen nach der Anwendung und nach dem die Fugen getrocknet sind “etwa 30 Minuten“ der Ueberschuss gesaeubert wird mit einem feuchten Tuch.

Am Ende der Bauarbeiten sollte die gesamte Oberflaeche geputzt werden damit alle Zement und Kleberreste entfernt werden, wie auch andere Ueberschuesse im Allgemeinen.

<b>Bitte benutzen Sie auf keinen Fall Produkte die fluorhaltige Saeure beinhalten, da diese Saeure die Keramik schaedigt.</b>
Il est recommandé d'attendre au moins 24 heures avant l'application de bitume. Les joints doivent être nettoyés et sans poussière. Un talochons en caoutchouc pour jointoyer doit être utilisé, faire pression sur le carreau avec mouvements va-et-vient, de façon à obtenir la disposition uniforme des joints.

Concernant les produits antidérapants, avant de les jointoyer, nous vous proposons, à titre d'exemple, l'application d'un produit type «PROTECTOR 060» de Weber, ou autre, pour éviter éventuelles taches et faciliter le nettoyage ultérieurement.
Immédiatement après l'application et le séchage des joints (environ 30 minutes), veuillez essuyer l'excédent avec un chiffon humide.

**Ne pas utiliser produits contenant de l'acide fluorhydrique celui-ci causant des dommages irréparables sur toutes types de céramiques.**

**FIN DES TRAVAUX:**

Cas où les travaux ne sont pas encore terminés, il faut protéger toute la surface qui a été appliquée avec cartons ou sacs épais en plastique pour éviter rayures, coups ou éraflures.

Un travail n'est terminé que lorsque que celui-ci vous est remis.
---

### ENTRETIEN ET CONSERVATION:

Le nettoyage quotidien des produits GRESART est simple avec l'utilisation d'eau et détergent commercial. Les taches enzymatiques (café, vin, graisse, etc.) doivent être enlevées avec un chiffon humide ou avec un détergent spécifique pour cet effet.

**Utiliser avec prudence acides et autres produits chimiques concentrés. Suivez toujours soigneusement instructions du fabricant indiquées sur l'emballage.**

GRESART – Cerâmica Industrial S.A., refuse toute responsabilité sur réclamaions provenant de défauts structurels de construction ainsi que la non utilisation de matériaux déformables élastiques sur les joints structurels qui absorbent et permettent leur l'adaptation et dilatations des différents matériaux, pour raisons hydrothermales et mouvements normaux des bâtiments, murs ou plaques de support.

GRESART – Cerâmica Industrial S.A., refuse toute responsabilité sur réclamation provenant de défaut du matériel de collage ou des jointes de dilatation ainsi que l'application défectueuse ou incompatible selon les instructions du fabricant.

GRESART – Cerâmica Industrial S.A., refuse toute responsabilité ultérieure à son application concernant la qualité intrinsèque du produit.

Le choix, le mode d'emploi des outils et du matériel pour l'application ne sont pas de la responsabilité de GRESART. Cependant, nous vous recommandons de suivre les instructions, sachant que celles-ci peuvent différer d'opinion entre les professionnels d'application.

Le résultat final de l'application du produit GRESART dépend fortement du choix des professionnels capables d'effectuer avec les travaux avec professionnalisme et perfection.

**Suite à son application, aucune réclamation n'est acceptée par GRESART.**

<b>ENDE DER ARBEIT:</b>
Die Bauarbeiten sind dann erst beendigt wenn der Auftrag ganz durchgefuehrt ist.

Sollte noch Arbeit an einigen Stellen durchzufuehren sein, sollten diese Stellen mit Plastik oder Kartons zugedeckt werden, um Beschaedigungen zu vermeiden.

**REINIGUNG UND ERHALTUNG:**

Die taegliche Reinigung der GRESART Keramik Produkte ist sehr einfach, Sie muessen nur Wasser und normale Reinigungsmittel benutzen. Die Farbflecken, wie Wein, Kaffee oder Fett muessen umgehend mit einem feuchten Tuch gesaeubert werden, da Sie ansonsten spezielle Reinigungsmittel benutzen muessen.

GRESART CERAMICA INDUSTRIAL, S.A. uebernimmt keine Verantwortung in Bezug auf Beschwerden oder Reklamationen die aufgrund defizienter Konstruktionen oder nicht Nutzung der strukturellen Materialien die zur Verbindung dienen, wie auch aufgrund der Nutzung von nicht angemessen Verbindungsstuecken, die zur normalen Zusammenziehung und Ausdehnung der Materialien dienen, wie auch den normalen Bewegungen der Gebaeude, ihrer Waende oder der strukturellen Boden.

GRESART CERAMICA INDUSTRIAL, S.A. lehnt jedliche Verantwortung ab in Bezug auf Reklamationen oder Beschwerden die aufgrund des Qualitaetsmangel des Materials entstehen, zur Ausdehnung der Fliesen sowie die Nutzung mangelhafter Materialien, Zementkleber oder den Hinweisen des Herstellers nicht folgend.

**GRESART CERAMICA INDUSTRIAL, S.A. uebernimmt keine Verantwortung in Sachen Reklamationen bezueglich der Qualitaet installierter Produkte.**



## APLICACIÓN, LIMPIEZA Y MANTENIMIENTO

### INTRODUCCIÓN

Para conservar y aprovechar al máximo la belleza y las características de los productos GRESART, proponemos algunos consejos útiles a su disposición, implementación, mantenimiento y limpieza.

#### ATENCIÓN ANTES DE ELEGIR EL PRODUCTO:

Es importante que el cliente elija el producto no sólo por el valor estético, sino también por sus características técnicas, que deben adaptarse a los requisitos de donde este se aplicará.

En el cálculo del área para aplicar sugerir la inclusión de un porcentaje adicional como reserva (aproximadamente 10%) para los cortes, sustituciones posibles u obras nuevas.

#### ANTES DE LA CONCILIACIÓN:

**a) Comprobar el producto:** Antes de iniciar la colocación del material, deberá verificar si hay material suficiente para completar la obra, asegúrese de que coincide con el modelo (referencia), la calidad elegida, el lote y el tamaño deseado.

Es aconsejable colocar las piezas alternativamente de varias cajas con el fin de uniformar el tono del producto colocado.

#### Las reclamaciones después de que el material esté colocado no son aceptadas por GRESART.

**b) Lugar de aplicación:** La superficie donde se va a colocar el material debe estar completamente nivelada, limpia y rígida. En caso de que la zona esté expuesta a la humedad, se recomienda su aislamiento con productos apropiados, antes de la aplicación del material.

Si la aplicación se hace sobre otras piezas de cerámica ya existentes, recuerde que las piezas vitrificadas son muy lisas y nada absorbentes. Debe asegurarse de que el soporte anterior está esté bien aplicado y sin piezas mal pegadas. Si no, tendrá que eliminar las piezas que suenen a hueco reconstruyendo el soporte con mortero. En su superficie no es posible aplicar las nuevas piezas con unas pastas de cemento tradicionales. En caso de pintura, eliminar la tinta que esté adherida y proceda a hacer algunos cortes en la superficie de contacto. En cualquier caso, se debe lavar bien el soporte para eliminar cualquier cosa que impide la adherencia de la cola utilizada. Limpiar y dejar secar.

**c) La Cola:** El tipo de adhesivo a utilizar depende en gran medida del tipo de producto y el sitio donde se va a aplicar. GRESART recomienda para la aplicación de Gres Porcelánico una cola de mezclado con aglutinantes (cemento y resina). Para condiciones o situaciones extremas y en caso de suelos de calefacción, se recomienda elegir un adhesivo específico.

#### En cualquier caso, siempre sugerimos consultar a un fabricante de adhesivos para más información.

En el caso de formatos de dimensiones igual o superior a 40x40 cm y para cualquier revestimiento, se recomienda la aplicación de la técnica de doble encolado (encolando tanto la pieza cerámica como el soporte donde se colocará), porque cuanto mayor sea la pieza, mayor es la tendencia a presentar esta curvatura (proceso de fabricación propia y dentro de los límites establecidos por las Normas Europeas), lo que reduce la superficie de contacto entre el adhesivo y la pieza.

**d) Las Juntas:** Es esencial en la aplicación del material de cerámica, la junta de expansión, cuya función es absorber la tensión generada entre las piezas, capas adhesivas, y la estructura de soporte.

Siempre se debe establecer una junta perimetral con 5–10 mm de espesor a lo largo de las paredes, escaleras y pilares. Cuando las zonas en cuestión son elevadas, se deben de dejar juntas de dilatación y rellenarlas con materiales elásticos como masilla o perfiles adecuados.

Se recomienda el uso de crucetas para juntas facilitando y permitiendo una buena alineación de las piezas. Debe esperar al menos 24 horas antes de realizar el rejuntado. No olvide que las juntas deben estar completamente limpias y libres de polvo. En la operación de rejuntado, se recomienda utilizar una espátula de goma, presionándola contra el material con movimientos hacia atrás y adelante con el fin de lograr una distribución uniforme de la junta.

En el caso de materiales rugosos, sugerimos, como ejemplo, la aplicación de un producto primario de tipo "PROTECTOR 060" de Weber, o similares, antes de la lechada, para evitar manchas y facilitar la limpieza posterior. Se recomienda inmediatamente después de la aplicación y el secado de la junta de expansión (aproximadamente 30 minutos), limpiar el exceso con un paño húmedo.

Al final de la obra debe proceder a la limpieza de toda la superficie con el fin de eliminar todos los rastros de cementos, adhesivos, juntas y los suelos de la obra en general.

**Nunca use productos que contengan ácido fluorhídrico ya que este ácido ataca todo tipo de cerámica.**

#### FIN DE LOS TRABAJOS:

Una obra no está terminada hasta que se entrega.

Si todavía queda trabajo por hacer en el local, debe proteger todo el material aplicado con plástico grueso o cartón para evitar arañazos, golpes o abrasiones.

#### LIMPIEZA Y MANTENIMIENTO:

La limpieza diaria de GRESART productos de cerámica es simple, sólo tiene que utilizar un detergente comercial y agua. Las manchas de color (café, vino, grasa, etc.) Deben ser limpiadas inmediatamente con un paño húmedo, de lo contrario puede requerir el uso de un detergente específico para eliminarlos.

**Usar con gran precaución ácidos y otros productos químicos concentrados. Siga siempre las instrucciones del fabricante cuidadosamente indicadas en el envase.**

GRESART – Cerámica Industrial SA, declina toda responsabilidad por las reclamaciones que se originan por las deficiencias estructurales de la construcción como las que resultan de la no utilización de productos elásticos (deformables) en juntas estructurales que absorben y acomodan la expansión-contracción de los diversos materiales por razones hidrotérmicas así como los movimientos normales de los edificios, paredes o placas de soporte.

GRESART – Cerámica Industrial SA, declina toda responsabilidad por las reclamaciones que se originen por la falta de calidad de los materiales de las juntas o gomas, así como la aplicación deficiente o no acorde con las instrucciones del fabricante.

No se admitirá ninguna queja con respecto a la calidad intrínseca del producto referente al material ya colocado.

La elección y la forma de uso de herramientas y materiales de aplicación no son de GRESART responsabilidad. Sin embargo, recomendamos seguir las reglas básicas descritas anteriormente, que debería depender de los criterios establecidos por la profesional colocación y asentamiento.

El resultado final de la aplicación del producto GRESART depende en gran medida de la elección de profesionales cualificados para trabajar con profesionalidad y perfección en el asentamiento.









**Las quejas después de que el material ha sido colocado no serán aceptadas por Gresart. SA.**

## GRÉS PORCELÂNICO VIDRADO | GLAZED PORCELAIN TILES | GRÈS CÉRAMÉ ÉMAILLÉ | FEINSTEINZEUG GLASIERT | GRÉS ESMALTADO

CARACTERÍSTICAS TÉCNICAS ● TECHNICAL FEATURES ● CARACTERISTIQUES TECHNIQUES ● TECHNISCHE DATEN ● DATOS TÉCNICOS

EN 14411:2006 – ANEXO G ● ANNEX G ● ANNEXE G ● ANHANG G ● ANEXO G

GRUPO Bla ● GROUP Bla ● GROUPE Bla ● GRUPPE Bla ● GRUPO Bla

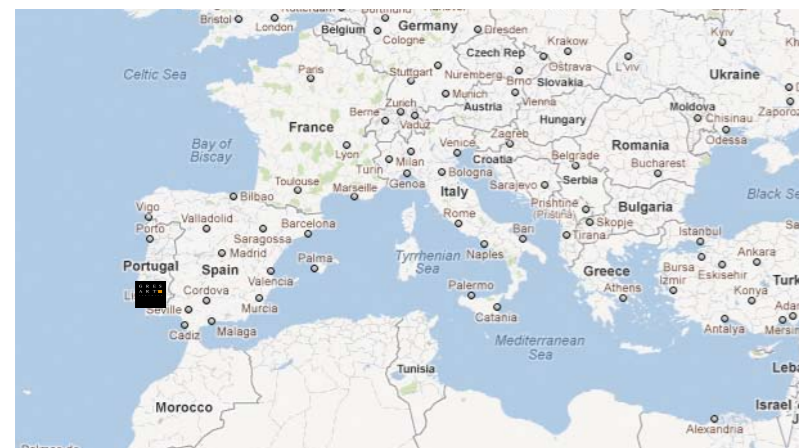
Características Técnicas Technical Data Caractéristiques Techniques Technische Daten Datos Tecnicos	Norma de Ensaio Test Norm Norme du Test Testnormen Norma de Prueba	Valor Norma Aplicável Standard Value Valeur Norme Applicable Normenvorgabe Valor Estándar	G R E S A R T® C E R Á M I C A	
Comprimento e Largura Lenght and Width Longueur et Largeur Länge und Breite Longitud y Anchura		± 0,6 %	Garantido Guaranted Garanti Gewährleistet Garantizado	
Espessura Thickness Épaisseur Dichte Grosor		± 5 %	Garantido Guaranted Garanti Gewährleistet Garantizado	
 Rectilinearidade das Arestas Edge Warpages Rectitude des Arêtes Geradlinigkeit der Kanten Rectitud de los Bordos	EN ISO 10545-2	± 0,5 %	Garantido Guaranted Garanti Gewährleistet Garantizado	
Medida da Ortogonalidade Rectangularity Angularité Rechtwinkligkeit der Kanten Grado de Ortogonalidad		± 0,6 %	Garantido Guaranted Garanti Gewährleistet Garantizado	
Medida da Planaridade Surface Flatness Planéité de la Superficie Ebenflächigkeit Medición de Planaridad		± 0,5 %	Garantido Guaranted Garanti Gewährleistet Garantizado	
 Absorção de Água Water Absorption Absorption D'eau Wasseraufnahme Absorción de Agua	EN ISO 10545-3	E ≤ 0,5%	Garantido Guaranted Garanti Gewährleistet Garantizado	
 Resistência à Flexão Breaking Strength Résistance à la Flexion Biegefestigkeit Resistencia a la Flexión	Módulo de Ruptura Modulus of Rupture Module de Rupture Bruchmodul Módulo de Rotura Força de Ruptura Breaking Strenght Force de Rupture Bruchfestigkeit Resistencia a la Rotura	EN ISO 10545-4	± 35 N/mm2	Garantido Guaranted Garanti Gewährleistet Garantizado
 Resistência à Abrasão Resistance to Abrasion Résistance à L'abrasion Abnutzungsbeständigkeit Resistencia a la Abrasion		EN ISO 10545-7	Segundo os Valores do Fabricante According to Manufacter Requirements Selon les Valeurs du Fabricant Gemäss der Werte des Herstellers Según los Valores del Fabricante	Indicação na Tabela de Preços Indication on Price List Indication sur la Liste de Prix Hinweis auf der Preisliste Indicación en la Tabla de Precios
 Resistência ao Gelo Frost Resistance Résistance au Gel Frostbeständigkeit Resistencia al Hielo		EN ISO 10545-12	Exigido Required Exigée Gefordert Exigido	Garantido Guaranted Garanti Gewährleistet Garantizado
 Resistência aos Ácidos e Bases Resistance against Acids and Bases Résistance aux Acides et Bases Beständigkeit Gegen Säuren u Laugen Resistencia a los Ácidos y Bases		EN ISO 10545-13	Segundo os Valores do Fabricante According to Manufacter Requirements Selon les Valeurs du Fabricant Gemäss der Werte des Herstellers Según los Valores del Fabricante	Mínimo Minimum Minimum Minimum Mínimo GLB
 Resistência aos Produtos de Limpeza Domesticos Resistance to Household Cleaning Products Résistance aux Produits Ménagers de Nettoyage Beständigkeit Gegen Haushaltsprodukte Resistencia a los Productos de Limpieza Domésticos		EN ISO 10545-13	Mínimo Minimum Minimum Minimum Mínimo GB	Garantido Guaranted Garanti Gewährleistet Garantizado
 Resistência às Manchas Staining Resistance Résistance aux Taches Beständigkeit Gegen Flecken Resistencia a las Manchas		EN ISO 10545-14	Mínimo: Classe Minimum: Class Minimum: Classe Minimum: Klasse Mínimo: Clase 3	Garantido Guaranted Garanti Gewährleistet Garantizado



**REVESTIMENTO MONOPOROSA | SINGLE FIRED WALL TILES | FAÏENCES MONOCUISSON | WEISSCHERBIGE | RECUBRIMIENTO POROSO**

CARACTERÍSTICAS TÉCNICAS • TECHNICAL FEATURES • CARACTERISTIQUES TECHNIQUES • TECHNISCHE DATEN • DATOS TECNICOS  
 EN 14411:2006 - ANEXO L • ANNEX L • ANNEXE L • ANHANG L • ANEXO L  
 GRUPO BIII • GROUP BIII • GROUPE BIII • GRUPPE BIII • GRUPO BIII

Características Técnicas Technical Data Caractéristiques Techniques Technische Daten Datos Tecnicos	Norma de Ensaio Test Norm Norme du Test Testnormen Norma de Prueba	Valor Norma Aplicável Standard Value Valeur Norme Applicable Normenvorgabe Valor Estándar	G R E S A R T <sup>®</sup> C E R Á M I C A	
Comprimento e Largura Length and Width Longueur et Largeur Länge und Breite Longitud y Anchura			Garantido Guaranted Garanti Gewährleistet Garantizado	
Espeçura Thickness Épaisseur Dichte Grosor		± 0,5 %	Garantido Guaranted Garanti Gewährleistet Garantizado	
Rectilinearidade das Arestas Edge Warpages Rectitude des Arêtes Geradlinigkeit der Kanten Rectitud de los Bordes	EN ISO 10545-2	± 0,3 %	Garantido Guaranted Garanti Gewährleistet Garantizado	
Medida da Ortogonalidade Rectangularity Angularité Rechtwinkligkeit der Kanten Grado de Ortogonalidad		± 0,5 %	Garantido Guaranted Garanti Gewährleistet Garantizado	
Medida da Planaridade Surface Flatness Planéité de la Superficie Ebenflächigkeit Medición de Planaridad		± 0,5 %	Garantido Guaranted Garanti Gewährleistet Garantizado	
Absorção de Água Water Absorption Absorption D'eau Wasseraufnahme Absorción de Agua	EN ISO 10545-3	E ≥ 10 %	10 % < E < 20 %	
Resistência à Flexão Breaking Strength Résistance à la Flexion Biegefestigkeit Resistencia a la Flexión	EN ISO 10545-4	≥ 15 N/mm <sup>2</sup>	Garantido Guaranted Garanti Gewährleistet Garantizado	
Resistência ao Fendilhamento Cracking Resistance Résistance aux Trésaillures Abnutzungsbeständigkeit Resistencia a lo Agrietado	EN ISO 10545-11	Exigido Required Exigée Gefordert Exigido	Garantido Guaranted Garanti Gewährleistet Garantizado	
Resistência aos Ácidos e Bases Resistance against Acids and Bases Résistance aux Acides et Bases Beständigkeit Gegen Säuren u Laugen Resistencia a los Ácidos y Bases	EN ISO 10545-13	Segundo os Valores do Fabricante According to Manufacturer Requirements Selon les Valeurs du Fabricant Gemäss der Werte des Herstellers Según los Valores del Fabricante	Mínimo Minimum Minimum Minimum Minimum GLB	
Resistência aos Produtos de Limpeza Domesticos Resistance to Household Cleaning Products Résistance aux Produits Ménagers de Nettoyage Beständigkeit Gegen Haushaltsprodukte Resistencia a los Productos de Limpieza Domésticos		Mínimo Minimum Minimum Minimum Minimum GB	Garantido Guaranted Garanti Gewährleistet Garantizado	
Resistência às Manchas Staining Resistance Résistance aux Taches Beständigkeit Gegen Flecken Resistencia a las Manchas	EN ISO 10545-14	Mínimo: Classe Minimum: Class Minimum: Classe Minimum: Klasse Mínimo: Clase	3	Garantido Guaranted Garanti Gewährleistet Garantizado



**GRÉS VIDRADO | GLAZED TILES | GRÈS ÉMAILLÉ | FEINSTEINZEUG GLASIERT | GRÉS ESMALTADO**

CARACTERÍSTICAS TÉCNICAS • TECHNICAL FEATURES • CARACTERISTIQUES TECHNIQUES • TECHNISCHE DATEN • DATOS TECNICOS  
 EN 14411:2006 - ANEXO J • ANNEX J • ANNEXE J • ANHANG J • ANEXO J  
 GRUPO BIIa • GROUP BIIa • GROUPE BIIa • GRUPPE BIIa • GRUPO BIIa

Características Técnicas Technical Data Caractéristiques Techniques Technische Daten Datos Tecnicos	Norma de Ensaio Test Norm Norme du Test Testnormen Norma de Prueba	Valor Norma Aplicável Standard Value Valeur Norme Applicable Normenvorgabe Valor Estándar	G R E S A R T <sup>®</sup> C E R Á M I C A	
Comprimento e Largura Length and Width Longueur et Largeur Länge und Breite Longitud y Anchura			Garantido Guaranted Garanti Gewährleistet Garantizado	
Espeçura Thickness Épaisseur Dichte Grosor		± 0,6 %	Garantido Guaranted Garanti Gewährleistet Garantizado	
Rectilinearidade das Arestas Edge Warpages Rectitude des Arêtes Geradlinigkeit der Kanten Rectitud de los Bordes	EN ISO 10545-2	± 0,5 %	Garantido Guaranted Garanti Gewährleistet Garantizado	
Medida da Ortogonalidade Rectangularity Angularité Rechtwinkligkeit der Kanten Grado de Ortogonalidad		± 0,6 %	Garantido Guaranted Garanti Gewährleistet Garantizado	
Medida da Planaridade Surface Flatness Planéité de la Superficie Ebenflächigkeit Medición de Planaridad		± 0,5 %	Garantido Guaranted Garanti Gewährleistet Garantizado	
Absorção de Água Water Absorption Absorption D'eau Wasseraufnahme Absorción de Agua	EN ISO 10545-3	3 % < E < 6 %	Garantido Guaranted Garanti Gewährleistet Garantizado	
Resistência à Flexão Breaking Strength Résistance à la Flexion Biegefestigkeit Resistencia a la Flexión	EN ISO 10545-4	≥ 22 N/mm <sup>2</sup>	Garantido Guaranted Garanti Gewährleistet Garantizado	
Resistência à Abrasão Resistance to Abrasion Résistance à L'abrasion Abnutzungsbeständigkeit Resistencia a la Abrasion	EN ISO 10545-7	Segundo os Valores do Fabricante According to Manufacturer Requirements Selon les Valeurs du Fabricant Gemäss der Werte des Herstellers Según los Valores del Fabricante	Indicação na Tabela de Preços Indication on Price List Indication sur la Liste de Prix Hinweis auf der Preisliste Indicación en la Tabla de Precios	
Resistência aos Ácidos e Bases Resistance against Acids and Bases Résistance aux Acides et Bases Beständigkeit Gegen Säuren u Laugen Resistencia a los Ácidos y Bases	EN ISO 10545-13	Segundo os Valores do Fabricante According to Manufacturer Requirements Selon les Valeurs du Fabricant Gemäss der Werte des Herstellers Según los Valores del Fabricante	Mínimo Minimum Minimum Minimum Minimum GLB	
Resistência aos Produtos de Limpeza Domesticos Resistance to Household Cleaning Products Résistance aux Produits Ménagers de Nettoyage Beständigkeit Gegen Haushaltsprodukte Resistencia a los Productos de Limpieza Domésticos		Mínimo Minimum Minimum Minimum Minimum GB	Garantido Guaranted Garanti Gewährleistet Garantizado	
Resistência às Manchas Staining Resistance Résistance aux Taches Beständigkeit Gegen Flecken Resistencia a las Manchas	EN ISO 10545-14	Mínimo: Classe Minimum: Class Minimum: Classe Minimum: Klasse Mínimo: Clase	3	Garantido Guaranted Garanti Gewährleistet Garantizado

**G R E S A R T<sup>®</sup>**  
C E R Á M I C A

Gresart - Cerâmica Industrial S.A.  
 Apartado 39, Vila Verde | 3770-954 Oliveira do Bairro | Portugal  
 Tel. +351 234 740 200 | Fax. +351 234 747 462  
 gresart@gresart.com | www.gresart.com









[WWW.GRESART.COM](http://WWW.GRESART.COM)